

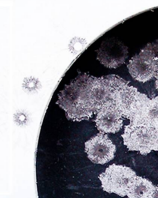
Licensed to: KURVINEN TARGETS

BAMA SKISKYTTERFESTIVAL - KVALFOSSPRINTEN SPRINT

HOLMENKOLLEN 04.02.2017 14:00

All Groups

P	1S	2S	3S	4S	5S	ShTm	Rnk	Sht.img.	P/S	La	
361 Bueie Marte						NOR					
3	<u>0:13.1</u>	<u>0:03.5</u>	0:03.5	<u>0:03.7</u>	0:03.6	0:31.3	6	● ● (3) ● (5)	P	1	
2	0:15.7	<u>0:03.3</u>	<u>0:03.6</u>	0:04.5	0:03.0	0:34.9	9	(1) ● ● (4) (5)	P	1	
5						1:06.2	6				
362 Børseth Vilde						NOR					
2	0:23.4	0:03.7	0:04.6	<u>0:03.8</u>	<u>0:04.0</u>	0:44.8	36	● ● (3) (2) (1)	P	2	
1	0:21.1	<u>0:04.5</u>	0:08.4	0:03.3	0:09.8	0:50.3	45	(5) (4) (3) ● (1)	P	2	
3						1:35.1	38				
363 Skinnarland Tuva						NOR					
0	0:21.7	0:03.0	0:03.8	0:03.6	0:03.9	0:40.3	22	(5) (4) (3) (2) (1)	P	3	
0	0:17.9	0:02.8	0:02.9	0:02.7	0:02.9	0:32.5	4	(5) (4) (3) (2) (1)	P	3	
0						1:12.8	14				
364 Lynnebakken Hedda						NOR					
1	0:21.8	0:03.9	0:04.1	<u>0:04.1</u>	0:02.3	0:37.8	16	(5) ● (3) (2) (1)	P	4	
0	0:20.8	0:03.8	0:03.8	0:09.7	0:03.9	0:49.0	41	(5) (4) (3) (2) (1)	P	4	
1						1:26.8	28				
365 Eika Åste						NOR					
1	<u>0:17.9</u>	0:05.0	0:04.6	0:04.3	0:03.4	0:39.9	21	(5) (4) (3) (2) ●	P	5	
4	<u>0:18.1</u>	<u>0:06.2</u>	<u>0:04.7</u>	<u>0:04.4</u>	0:04.3	0:42.7	26	(5) ● ● ● ●	P	5	
5						1:22.6	22				
366 Riddervold Marte						NOR					
2	0:16.0	0:04.6	0:04.5	<u>0:04.5</u>	<u>0:04.8</u>	0:39.3	19	● ● (3) (2) (1)	P	6	
2	<u>0:18.4</u>	0:04.9	0:04.9	0:05.0	<u>0:05.2</u>	0:44.2	31	● (4) (3) (2) ●	P	6	
4						1:23.5	24				
367 Gåsbakk Mari						NOR					
1	<u>0:17.3</u>	0:05.2	0:04.9	0:04.0	0:04.2	0:42.2	26	● (2) (3) (4) (5)	P	7	
0	0:22.4	0:05.9	0:05.1	0:04.9	0:04.3	0:47.3	39	(1) (2) (3) (4) (5)	P	7	
1						1:29.5	34				
368 Stræte Tuva Aas						NOR					
2	0:15.9	0:04.2	<u>0:02.7</u>	0:03.1	<u>0:03.8</u>	0:34.8	10	● (4) ● (2) (1)	P	8	
3	<u>0:15.0</u>	<u>0:04.6</u>	0:03.5	0:04.0	<u>0:03.5</u>	0:36.4	15	● (4) (3) ● ●	P	8	
5						1:11.2	11				
369 Holte Ingrid Emblem						NOR					
3	<u>0:21.7</u>	0:04.3	0:02.8	<u>0:02.8</u>	<u>0:03.1</u>	0:40.4	24	● ● (3) (2) ●	P	9	
1	0:21.7	0:03.0	0:02.8	<u>0:02.7</u>	0:02.6	0:36.7	17	(5) ● (3) (2) (1)	P	9	
4						1:17.1	19				
370 Torsteinsrud Mari						NOR					
4	<u>0:16.0</u>	<u>0:03.6</u>	<u>0:05.0</u>	<u>0:03.7</u>	0:03.2	0:35.9	11	● ● ● ● (5)	P	10	
2	<u>0:19.0</u>	0:03.8	0:03.1	0:03.3	<u>0:03.5</u>	0:36.2	13	● (2) (3) (4) ●	P	10	
6						1:12.1	13				



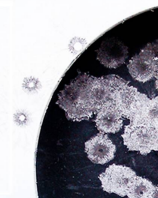
Licensed to: KURVINEN TARGETS

BAMA SKISKYTTERFESTIVAL - KVALFOSSPRINTEN SPRINT

HOLMENKOLLEN 04.02.2017 14:00

All Groups

P	1S	2S	3S	4S	5S	ShTm	Rnk	Sht.img.	P/S	La
373 Bolstad Hedda Thores NOR										
1	<u>0:18.2</u>	0:03.7	0:03.8	0:03.5	0:03.6	0:36.4	12	● ②③④⑤	P	13
1	<u>0:15.4</u>	0:03.7	0:03.4	0:03.5	0:03.7	0:32.8	5	● ②③④⑤	P	13
2						1:09.2	8			
374 Aas Andora Regine NOR										
1	<u>0:23.5</u>	0:05.0	0:05.0	0:05.1	0:05.0	0:50.1	42	⑤④③②●	P	14
1	0:30.2	0:03.8	<u>0:05.0</u>	0:08.7	0:04.2	0:55.5	48	⑤④●②①	P	14
2						1:45.6	48			
375 Grue Marie NOR										
1	0:18.4	0:05.5	0:05.2	0:04.9	<u>0:05.6</u>	0:44.3	33	①②③④●	P	15
1	0:15.1	0:06.1	0:05.1	<u>0:06.0</u>	0:06.3	0:42.7	27	①②③●⑤	P	15
2						1:27.0	29			
376 Norås Siri NOR										
2	0:43.3	0:05.2	0:04.4	<u>0:03.9</u>	<u>0:04.1</u>	1:05.8	51	①②③●●	P	16
0	0:41.6	0:08.2	0:06.1	0:06.3	0:06.0	1:12.2	50	①②③④⑤	P	16
2						2:18.0	51			
377 Holm Ingeborg Smestu NOR										
2	<u>0:31.0</u>	0:05.0	<u>0:04.3</u>	0:05.9	0:05.1	0:55.6	50	●②●④⑤	P	17
1	0:26.4	0:05.0	0:04.5	0:05.2	<u>0:04.7</u>	0:50.0	44	①②③④●	P	17
3						1:45.6	47			
378 Bakken Maren NOR										
3	0:11.5	0:03.6	<u>0:02.3</u>	<u>0:02.2</u>	<u>0:03.5</u>	0:27.5	1	●●●②①	P	18
2	0:12.2	0:03.1	<u>0:02.8</u>	0:03.1	<u>0:02.3</u>	0:27.4	2	●④●②①	P	18
5						0:54.9	2			
379 Pettersen Hege NOR										
3	<u>0:21.8</u>	0:05.3	<u>0:05.8</u>	<u>0:04.7</u>	0:04.8	0:47.4	39	⑤●●②●	P	19
4	<u>0:32.3</u>	<u>0:04.5</u>	<u>0:03.6</u>	<u>0:03.4</u>	0:05.6	0:54.4	47	⑤●●●●	P	19
7						1:41.8	46			
380 Dokken Frida Tormods NOR										
0	0:17.1	0:03.9	0:05.0	0:05.5	0:04.9	0:43.4	29	①②③④⑤	P	20
1	<u>0:15.4</u>	0:05.2	0:06.2	0:05.3	0:04.8	0:46.0	34	●②③④⑤	P	20
1						1:29.4	33			
381 Idsøe Malin Haga NOR										
0	0:18.2	0:03.9	0:03.8	0:03.6	0:03.9	0:42.4	27	⑤④③②①	P	21
0	0:15.3	0:04.2	0:04.4	0:03.7	0:03.9	0:43.3	29	⑤④③②①	P	21
0						1:25.7	26			
382 Hongseth Mathilde NOR										
2	0:19.4	<u>0:03.9</u>	0:05.0	<u>0:05.8</u>	0:03.7	0:43.6	31	①●③●⑤	P	22
3	<u>0:27.2</u>	0:03.5	<u>0:04.9</u>	<u>0:03.6</u>	0:03.0	0:49.5	42	●②●●⑤	P	22
5						1:33.1	36			



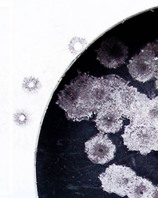
Licensed to: KURVINEN TARGETS

BAMA SKISKYTTERFESTIVAL - KVALFOSSPRINTEN SPRINT

HOLMENKOLLEN 04.02.2017 14:00

All Groups

P	1S	2S	3S	4S	5S	ShTm	Rnk	Sht.img.	P/S	La
383 Hansen Ragnhild Sofi NOR										
0	0:16.0	0:02.8	0:02.5	0:02.6	0:02.5	0:32.1	7	⑤④③②①	P	23
1	0:14.0	0:02.6	0:02.9	0:03.0	0:02.9	0:32.1	3	⑤●③②①	P	23
1						1:04.2	5			
384 Aas Liv Marte NOR										
1	0:13.0	0:04.7	0:03.0	0:03.3	0:02.6	0:37.3	13	①②●④⑤	P	24
3	0:11.9	0:03.4	0:07.1	0:04.1	0:03.1	0:36.2	12	●●●④⑤	P	24
4						1:13.5	16			
385 Strømsnes Emma Aasen NOR										
2	0:17.9	0:03.9	0:03.7	0:03.5	0:03.7	0:37.6	14	⑤●③②●	P	25
2	0:17.8	0:04.0	0:03.6	0:03.3	0:03.7	0:36.3	14	⑤●●②①	P	25
4						1:13.9	17			
386 Mobakken Ane Uglem NOR										
2	0:21.9	0:04.8	0:03.9	0:04.8	0:03.9	0:44.4	34	●②●④⑤	P	26
1	0:19.8	0:04.2	0:03.6	0:03.2	0:03.7	0:40.6	22	①②③●⑤	P	26
3						1:25.0	25			
387 Grave Alise Nekstad NOR										
0	0:16.1	0:05.1	0:06.2	0:05.0	0:04.4	0:40.3	23	①②③④⑤	P	27
0	0:15.4	0:05.9	0:06.0	0:04.6	0:04.5	0:40.3	21	①②③④⑤	P	27
0						1:20.6	21			
388 Jacobsen Mille NOR										
0	0:18.0	0:06.1	0:05.4	0:04.9	0:04.7	0:44.3	32	⑤④③②①	P	28
1	0:20.6	0:05.2	0:05.2	0:04.9	0:04.8	0:44.4	32	⑤④③②●	P	28
1						1:28.7	31			
391 Hordvei Aasne Jonsta NOR										
3	0:29.2	0:04.2	0:04.8	0:04.1	0:08.0	0:54.5	48	●●③●⑤	P	1
0	0:22.9	0:03.4	0:03.3	0:03.3	0:03.3	0:40.7	23	①②③④⑤	P	1
3						1:35.2	39			
393 Haugse Rød Maria NOR										
1	0:17.1	0:02.6	0:02.3	0:02.5	0:02.3	0:29.9	4	①②●④⑤	P	3
0	0:13.9	0:02.3	0:02.1	0:02.2	0:02.0	0:24.7	1	①②③④⑤	P	3
1						0:54.6	1			
394 Pettersen Live Szala NOR										
0	0:24.9	0:02.6	0:02.7	0:02.2	0:02.3	0:37.8	15	⑤④③②①	P	4
1	0:16.3	0:04.2	0:03.3	0:02.8	0:02.5	0:34.0	7	⑤④③②●	P	4
1						1:11.8	12			
395 Haugli Brinje NOR										
3	0:17.9	0:05.7	0:05.2	0:04.8	0:05.3	0:43.3	28	●●③●①	P	5
5	0:20.5	0:05.9	0:05.3	0:04.3	0:05.1	0:45.1	33	●●●●●	P	5
8						1:28.4	30			



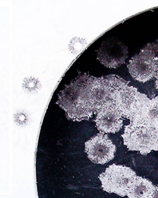
Licensed to: KURVINEN TARGETS

BAMA SKISKYTTERFESTIVAL - KVALFOSSPRINTEN SPRINT

HOLMENKOLLEN 04.02.2017 14:00

All Groups

P	1S	2S	3S	4S	5S	ShTm	Rnk	Sht.img.	P/S	La
397 Owren Synne NOR										
1	<u>0:19.4</u>	0:07.1	0:06.1	0:06.0	0:05.8	0:48.4	40	● ② ③ ④ ⑤	P	7
1	0:21.2	0:06.0	0:05.8	<u>0:05.3</u>	0:05.5	0:47.7	40	① ② ③ ● ⑤	P	7
2						1:36.1	41			
398 Kolve Ragna NOR										
0	0:16.6	0:02.7	0:02.9	0:03.0	0:03.3	0:33.2	8	⑤ ④ ③ ② ①	P	8
0	0:18.0	0:03.5	0:03.5	0:03.7	0:03.3	0:37.1	18	⑤ ④ ③ ② ①	P	8
0						1:10.3	9			
399 Holm Karoline NOR										
1	0:19.3	0:05.4	0:05.5	0:05.5	<u>0:05.8</u>	0:45.3	37	① ② ③ ④ ●	P	9
1	0:21.1	0:04.4	0:04.9	<u>0:04.8</u>	0:04.8	0:43.7	30	① ② ③ ● ⑤	P	9
2						1:29.0	32			
400 Gravir Anna Øfsthus NOR										
1	0:18.2	0:03.7	<u>0:03.6</u>	0:03.7	0:03.9	0:38.1	18	⑤ ④ ● ② ①	P	10
2	0:17.0	<u>0:03.6</u>	0:03.8	0:03.4	<u>0:03.2</u>	0:35.2	10	● ④ ③ ● ①	P	10
3						1:13.3	15			
401 Andersen Amalie Deni NOR										
0	0:19.8	0:04.6	0:04.4	0:04.3	0:04.3	0:44.4	35	① ② ③ ④ ⑤	P	11
2	0:20.6	0:04.1	<u>0:03.6</u>	0:04.0	<u>0:05.8</u>	0:46.1	35	① ② ● ④ ●	P	11
2						1:30.5	35			
402 Bentdal Sigrid NOR										
3	<u>0:22.0</u>	0:06.3	0:06.4	0:06.4	<u>0:07.1</u>	0:53.0	46	③ ② ● ● ●	P	12
3	<u>0:30.0</u>	<u>0:19.3</u>	0:06.5	<u>0:06.2</u>	0:06.3	1:12.9	51	③ ● ● ● ⑤	P	12
6						2:05.9	50			
403 Myhre Silje NOR										
0	0:21.7	0:04.5	0:05.0	0:04.6	0:04.8	0:52.7	45	① ② ③ ④ ⑤	P	13
1	0:19.3	<u>0:04.7</u>	0:05.1	0:04.7	0:04.9	0:43.2	28	① ● ③ ④ ⑤	P	13
1						1:35.9	40			
404 Myrøld Ingrid NOR										
3	<u>0:16.7</u>	0:05.5	<u>0:05.3</u>	0:05.5	<u>0:05.7</u>	0:43.5	30	● ④ ● ② ●	P	14
2	<u>0:16.7</u>	0:05.3	0:05.5	<u>0:05.5</u>	0:05.2	0:42.2	25	⑤ ● ③ ② ●	P	14
5						1:25.7	27			
405 Brenna Maria NOR										
3	<u>0:20.8</u>	0:13.7	0:05.3	<u>0:05.5</u>	<u>0:05.0</u>	0:54.4	47	● ② ③ ● ●	P	15
2	<u>0:22.7</u>	0:05.3	0:04.7	<u>0:04.5</u>	0:04.5	0:46.2	37	● ② ③ ● ⑤	P	15
5						1:40.6	45			
406 Hjerpaasen Guro NOR										
3	<u>0:23.6</u>	<u>0:05.2</u>	0:05.8	0:05.6	<u>0:06.0</u>	0:51.9	44	● ④ ③ ● ●	P	16
1	0:22.0	0:05.0	0:05.2	0:05.5	<u>0:04.5</u>	0:47.2	38	● ④ ③ ② ①	P	16
4						1:39.1	42			



Licensed to: KURVINEN TARGETS

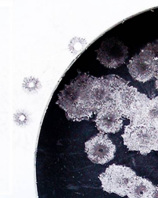
BAMA SKISKYTTERFESTIVAL - KVALFOSSPRINTEN SPRINT

HOLMENKOLLEN 04.02.2017 14:00

All Groups

P	1S	2S	3S	4S	5S	ShTm	Rnk	Sht.img.	P/S	La
407 Gjønnnes Andrea NOR										
0	0:14.5	0:03.3	0:03.3	0:03.3	0:03.4	0:31.3	5	⑤④③②①	P	17
0	0:17.3	0:03.3	0:03.2	0:03.2	0:03.4	0:36.0	11	⑤④③②①	P	17
0						1:07.3	7			
408 Larsen Marte Karine NOR										
1	0:13.8	0:04.6	0:04.6	0:04.9	0:04.5	0:37.9	17	●④③②①	P	18
0	0:16.3	0:04.8	0:03.8	0:03.4	0:04.3	0:38.5	20	⑤④③②①	P	18
1						1:16.4	18			
409 Vaksdal Mari Fosse NOR										
1	0:17.2	0:03.4	0:03.3	0:03.4	0:03.5	0:33.9	9	●②①④⑤	P	19
3	0:17.9	0:03.7	0:03.4	0:03.7	0:03.8	0:36.7	16	③②●●●	P	19
4						1:10.6	10			
410 Aamlid Vilde NOR										
2	0:28.3	0:04.9	0:04.8	0:04.7	0:05.4	0:50.8	43	●②③●⑤	P	20
0	0:25.0	0:05.1	0:04.5	0:04.7	0:04.8	0:49.5	43	①②③④⑤	P	20
2						1:40.3	43			
412 Årsvoll Undheim Siri NOR										
0	0:11.9	0:04.1	0:03.3	0:03.4	0:03.4	0:29.3	2	⑤④③②①	P	22
2	0:12.8	0:03.5	0:04.0	0:07.7	0:03.5	0:34.5	8	●④③●①	P	22
2						1:03.8	4			
413 Børve Hanna NOR										
1	0:14.4	0:05.1	0:05.4	0:05.0	0:05.1	0:39.7	20	●②③④⑤	P	23
1	0:14.6	0:03.3	0:04.4	0:04.3	0:06.1	0:37.7	19	●②③④⑤	P	23
2						1:17.4	20			
414 Ecker Sara NOR										
1	0:17.9	0:05.3	0:05.8	0:05.6	0:06.2	0:48.4	41	⑤●③②①	P	24
4	0:21.2	0:05.5	0:06.6	0:06.1	0:06.0	0:52.1	46	●●●②●	P	24
5						1:40.5	44			
415 Bjørkmo Andrine NOR										
0	0:26.6	0:04.3	0:03.4	0:03.3	0:03.9	0:47.1	38	⑤④③②①	P	25
1	0:25.2	0:03.9	0:05.0	0:03.7	0:03.6	0:46.1	36	⑤④③●①	P	25
1						1:33.2	37			
416 Veslegard Vilde Kver NOR										
3	0:13.7	0:01.8	0:02.5	0:02.9	0:02.7	0:29.4	3	①●●④●	P	26
4	0:16.1	0:03.0	0:03.0	0:02.3	0:02.8	0:33.2	6	●●●●⑤	P	26
7						1:02.6	3			
417 Oppigard Rebecka NOR										
3	0:17.6	0:05.1	0:05.2	0:06.1	0:04.8	0:42.1	25	①●●④●	P	27
2	0:17.5	0:07.1	0:03.8	0:04.2	0:04.8	0:41.1	24	●②③●⑤	P	27
5						1:23.2	23			





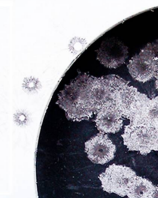
Licensed to: KURVINEN TARGETS

BAMA SKISKYTTERFESTIVAL - KVALFOSSPRINTEN SPRINT

HOLMENKOLLEN 04.02.2017 14:00

All Groups

P	1S	2S	3S	4S	5S	ShTm	Rnk	Sht.img.	P/S	La
418 Berg An-Magritt Piro NOR										
2	0:24.9	<u>0:06.2</u>	0:06.4	<u>0:06.2</u>	0:06.0	0:55.4	49	① ● ③ ● ⑤	P	28
2	0:34.5	<u>0:05.8</u>	0:06.4	0:06.4	<u>0:05.6</u>	1:04.0	49	① ● ③ ④ ●	P	28
4						1:59.4	49			
426 Melbybråten Eivor NOR										
0	0:21.8	0:05.4	0:05.4	0:05.1	0:04.1	0:45.3	23	① ② ③ ④ ⑤	P	6
1	<u>0:18.3</u>	0:04.3	0:03.8	0:04.6	0:04.6	0:38.7	9	● ② ③ ④ ⑤	P	6
1						1:24.0	15			
427 Midlang Harbakk Vict NOR										
1	0:34.1	<u>0:06.5</u>	0:05.4	0:05.4	0:05.5	1:01.2	41	① ● ③ ④ ⑤	P	7
1	0:23.3	0:06.0	<u>0:05.2</u>	0:04.8	0:04.8	0:49.0	29	① ② ● ④ ⑤	P	7
2						1:50.2	37			
428 Singelstad Kåsa Hedd NOR										
0	0:25.2	0:03.8	0:04.4	0:03.4	0:03.5	0:44.4	22	① ② ③ ④ ⑤	P	8
0	0:17.3	0:04.2	0:03.1	0:03.4	0:03.2	0:35.2	3	① ② ③ ④ ⑤	P	8
0						1:19.6	9			
429 Tistel Maria Bertine NOR										
0	0:18.6	0:05.8	0:04.7	0:04.7	0:04.9	0:42.9	17	⑤ ④ ③ ② ①	P	9
2	<u>0:13.3</u>	0:06.8	0:05.2	0:05.8	<u>0:05.2</u>	0:40.6	14	● ④ ③ ② ●	P	9
2						1:23.5	13			
430 Henden Oselie NOR										
1	0:22.3	0:05.3	0:04.5	0:04.5	<u>0:05.0</u>	0:48.5	30	③ ② ① ④ ●	P	10
2	<u>0:20.7</u>	0:05.7	0:04.8	0:04.5	<u>0:04.7</u>	0:45.6	24	③ ② ● ④ ●	P	10
3						1:34.1	27			
431 Kristiansen Linn Bjø NOR										
2	<u>0:13.1</u>	0:04.5	<u>0:04.5</u>	0:04.4	0:04.6	0:35.3	3	⑤ ④ ● ② ●	P	11
1	0:17.7	0:03.4	0:03.3	<u>0:03.4</u>	0:04.9	0:36.8	6	⑤ ● ③ ② ①	P	11
3						1:12.1	3			
432 Schreiner Anette Sti NOR										
3	<u>0:36.0</u>	<u>0:07.5</u>	0:08.8	<u>0:09.4</u>	0:07.8	1:13.8	43	⑤ ● ③ ● ●	P	12
1	0:38.2	0:10.2	0:07.3	<u>0:07.6</u>	0:09.8	1:18.1	43	⑤ ● ③ ② ①	P	12
4						2:31.9	43			
433 Storlien Amalie NOR										
2	<u>0:22.9</u>	<u>0:05.7</u>	0:12.6	0:09.1	0:04.4	0:58.7	40	● ● ③ ④ ⑤	P	13
2	0:23.6	<u>0:06.9</u>	0:06.1	0:07.4	<u>0:07.2</u>	0:55.3	33	① ● ③ ④ ●	P	13
4						1:54.0	39			
434 Pettersen Carina NOR										
1	0:18.9	<u>0:03.9</u>	0:04.0	0:03.9	0:03.9	0:38.1	8	⑤ ④ ③ ● ①	P	14
2	<u>0:22.0</u>	<u>0:05.3</u>	0:03.7	0:14.9	0:14.7	1:03.8	40	⑤ ④ ③ ● ●	P	14
3						1:41.9	32			



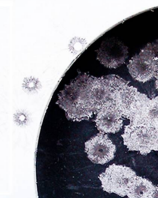
Licensed to: KURVINEN TARGETS

BAMA SKISKYTTERFESTIVAL - KVALFOSSPRINTEN SPRINT

HOLMENKOLLEN 04.02.2017 14:00

All Groups

P	1S	2S	3S	4S	5S	ShTm	Rnk	Sht.img.	P/S	La
435 Aase Kristine Heimda NOR										
3	<u>0:20.4</u>	0:06.7	0:05.0	<u>0:03.3</u>	<u>0:03.1</u>	0:41.6	15	●●③②●	P	15
3	0:20.9	0:05.5	<u>0:05.0</u>	<u>0:05.3</u>	<u>0:04.9</u>	0:49.4	30	●●●②①	P	15
6						1:31.0	24			
436 Kråkstad Johansen Ha NOR										
0	0:17.8	0:04.3	0:04.3	0:03.9	0:03.9	0:37.1	6	⑤④③②①	P	16
0	0:16.2	0:04.6	0:04.5	0:04.2	0:04.4	0:39.6	10	⑤④③②①	P	16
0						1:16.7	8			
437 Rolstad Ingeborg NOR										
0	0:23.3	0:04.6	0:05.4	0:04.8	0:04.9	0:46.9	25	⑤④③②①	P	17
1	0:22.8	0:04.8	<u>0:06.0</u>	0:05.2	0:10.5	0:53.7	32	⑤④●②①	P	17
1						1:40.6	31			
438 Solberg Hedvig Marie NOR										
2	<u>0:20.0</u>	0:05.1	0:04.2	0:04.6	<u>0:04.5</u>	0:44.4	21	●④③②●	P	18
3	<u>0:22.8</u>	0:04.4	<u>0:03.4</u>	<u>0:03.4</u>	0:03.3	0:42.2	16	⑤●●②●	P	18
5						1:26.6	18			
439 Haug Grønnerød Sigri NOR										
2	<u>0:24.7</u>	0:06.0	0:06.4	0:06.0	<u>0:05.5</u>	0:53.6	35	●④③②●	P	19
4	<u>0:25.9</u>	<u>0:06.6</u>	0:06.3	<u>0:06.2</u>	<u>0:05.6</u>	0:55.6	35	●●③●●	P	19
6						1:49.2	36			
440 Bråten Thea NOR										
1	0:28.9	0:05.4	0:05.1	0:05.0	<u>0:04.5</u>	0:53.9	36	①②③④●	P	20
3	<u>0:26.0</u>	0:04.6	<u>0:03.9</u>	<u>0:04.5</u>	0:04.0	0:46.6	27	●②●●⑤	P	20
4						1:40.5	29			
441 Halvorsen Nustad Mar NOR										
1	<u>0:22.3</u>	0:07.9	0:03.1	0:03.8	0:03.2	0:47.4	29	●②③④⑤	P	21
2	<u>0:19.7</u>	<u>0:05.9</u>	0:06.2	0:03.4	0:03.4	0:43.2	20	●●③④⑤	P	21
3						1:30.6	23			
442 Nilssen Marte Holmen NOR										
2	0:24.4	0:06.2	0:05.3	<u>0:05.8</u>	<u>0:07.6</u>	0:56.6	39	●●③②①	P	22
3	<u>0:25.2</u>	<u>0:07.8</u>	<u>0:07.8</u>	0:08.0	0:08.2	1:03.8	39	⑤④●●●	P	22
5						2:00.4	41			
443 Kleiv Guro Ingebjørg NOR										
1	0:16.0	<u>0:04.5</u>	0:04.2	0:04.2	0:04.2	0:41.4	14	①●③④⑤	P	23
1	0:16.0	<u>0:05.1</u>	0:04.9	0:04.3	0:05.1	0:41.2	15	①●③④⑤	P	23
2						1:22.6	12			
444 Mangset Emilie NOR										
0	0:14.6	0:03.7	0:03.6	0:03.2	0:03.7	0:35.2	2	①②③④⑤	P	24
1	<u>0:19.3</u>	0:04.8	0:03.7	0:03.2	0:03.2	0:40.5	13	●②③④⑤	P	24
1						1:15.7	7			



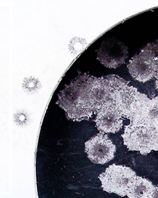
Licensed to: KURVINEN TARGETS

BAMA SKISKYTTERFESTIVAL - KVALFOSSPRINTEN SPRINT

HOLMENKOLLEN 04.02.2017 14:00

All Groups

P	1S	2S	3S	4S	5S	ShTm	Rnk	Sht.img.	P/S	La	
445 Pettersen Astrid						NOR					
2	0:25.2	0:04.4	0:04.3	0:04.5	0:04.0	0:47.0	27	●●③②①	P	25	
3	0:23.4	0:04.1	0:04.9	0:03.5	0:03.3	0:44.2	21	●④●②●	P	25	
5						1:31.2	25				
446 Rolstad Kristiane						NOR					
1	0:21.6	0:03.9	0:03.8	0:03.9	0:03.7	0:41.7	16	⑤④●②①	P	26	
2	0:21.5	0:04.1	0:03.7	0:04.0	0:03.7	0:42.6	17	⑤④●●①	P	26	
3						1:24.3	16				
447 Heggen Ingrid						NOR					
1	0:17.9	0:05.8	0:11.0	0:04.2	0:04.1	0:47.4	28	●④③②①	P	27	
0	0:14.1	0:10.7	0:04.9	0:05.0	0:05.3	0:45.7	25	⑤④③②①	P	27	
1						1:33.1	26				
448 Martini Ina						NOR					
4	0:21.2	0:03.8	0:04.8	0:05.9	0:04.4	0:52.5	33	●●●●①	P	28	
1	0:20.4	0:03.5	0:05.2	0:05.3	0:05.9	0:47.9	28	⑤●③②①	P	28	
5						1:40.4	28				
449 Hjemli Gina Lagmands						NOR					
1	0:20.4	0:04.5	0:04.4	0:04.3	0:04.3	0:42.9	19	①②③●⑤	P	29	
1	0:17.7	0:04.1	0:04.1	0:04.4	0:04.2	0:38.6	7	①②●④⑤	P	29	
2						1:21.5	10				
450 Skavhellen Andrine K						NOR					
4	0:23.3	0:04.9	0:04.6	0:04.1	0:05.2	0:49.6	31	●●●②●	P	30	
0	0:28.2	0:04.9	0:04.6	0:04.3	0:03.8	0:50.9	31	⑤④③②①	P	30	
4						1:40.5	30				
452 Lylum Amanda						NOR					
4	0:27.8	0:06.7	0:06.5	0:05.3	0:04.4	0:54.4	37	●④●●●	P	2	
4	0:32.5	0:05.9	0:06.1	0:05.7	0:04.9	0:57.9	37	●●●●①	P	2	
8						1:52.3	38				
453 Dybwad Victoria						NOR					
1	0:17.9	0:04.4	0:03.8	0:03.4	0:03.3	0:37.8	7	①②③④●	P	3	
2	0:17.6	0:03.8	0:03.5	0:03.7	0:03.3	0:36.2	4	①②●④●	P	3	
3						1:14.0	5				
455 Kristiansen Ragni						NOR					
1	0:19.3	0:05.5	0:04.0	0:04.5	0:03.4	0:41.2	13	●②①④⑤	P	5	
3	0:18.9	0:05.3	0:05.8	0:06.2	0:04.4	0:45.9	26	●●①●⑤	P	5	
4						1:27.1	20				
456 Winsvold Linnea						NOR					
1	0:18.5	0:04.1	0:04.1	0:04.3	0:05.1	0:40.6	12	⑤④③●①	P	6	
1	0:18.2	0:05.6	0:05.0	0:04.8	0:05.1	0:43.1	19	⑤④③②●	P	6	
2						1:23.7	14				



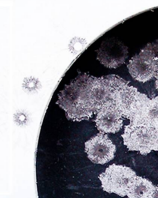
Licensed to: KURVINEN TARGETS

BAMA SKISKYTTERFESTIVAL - KVALFOSSPRINTEN SPRINT

HOLMENKOLLEN 04.02.2017 14:00

All Groups

P	1S	2S	3S	4S	5S	ShTm	Rnk	Sht.img.	P/S	La
457 Rønning Christina Gu NOR										
1	<u>0:14.7</u>	0:03.5	0:03.2	0:06.7	0:03.3	0:36.8	5	(5) (4) (3) (2) (●)	P	7
0	0:17.6	0:03.3	0:03.1	0:03.7	0:03.5	0:38.6	8	(5) (4) (3) (2) (1)	P	7
1						1:15.4	6			
458 Rinde Anne Birthe NOR										
2	0:25.2	<u>0:05.4</u>	<u>0:05.8</u>	0:05.9	0:05.6	0:52.6	34	(5) (4) (●) (●) (1)	P	8
3	<u>0:22.9</u>	0:06.1	<u>0:06.2</u>	0:08.6	<u>0:06.2</u>	0:55.6	34	(●) (4) (●) (2) (●)	P	8
5						1:48.2	35			
460 Monsen Maria Landrø NOR										
1	<u>0:20.2</u>	0:06.0	0:04.5	0:04.5	0:04.6	0:43.9	20	(5) (4) (3) (2) (●)	P	10
1	<u>0:19.9</u>	0:06.4	0:05.7	0:03.8	0:03.2	0:44.6	22	(5) (4) (3) (2) (●)	P	10
2						1:28.5	22			
461 Furuheim Elise NOR										
1	0:17.3	0:03.9	0:03.7	<u>0:03.3</u>	0:03.3	0:36.6	4	(1) (2) (3) (●) (5)	P	11
0	0:15.9	0:03.7	0:03.7	0:03.2	0:03.6	0:36.4	5	(1) (2) (3) (4) (5)	P	11
1						1:13.0	4			
462 Taarud Ingrid NOR										
1	0:25.3	0:06.1	0:06.3	0:06.0	<u>0:04.9</u>	0:52.2	32	(1) (2) (3) (4) (●)	P	12
1	0:27.1	<u>0:05.6</u>	0:08.8	0:05.5	0:04.9	0:56.0	36	(1) (●) (3) (4) (5)	P	12
2						1:48.2	34			
463 Rud Maja Friis NOR										
2	0:24.8	0:02.9	<u>0:02.9</u>	0:03.3	<u>0:02.7</u>	0:46.9	26	(●) (4) (●) (2) (1)	P	13
4	<u>0:16.0</u>	<u>0:06.6</u>	0:06.8	<u>0:03.1</u>	<u>0:03.4</u>	0:40.0	11	(●) (●) (3) (●) (●)	P	13
6						1:26.9	19			
464 Randby Gro Njølstad NOR										
0	0:17.7	0:03.9	0:04.5	0:04.6	0:03.0	0:39.5	11	(1) (2) (3) (4) (5)	P	14
2	<u>0:14.6</u>	0:03.7	<u>0:04.0</u>	0:04.0	0:03.4	0:32.3	1	(●) (2) (●) (4) (5)	P	14
2						1:11.8	2			
465 Brouwer Amanda Horte NOR										
1	0:30.4	0:04.8	<u>0:04.4</u>	0:04.7	0:15.8	1:04.7	42	(1) (2) (●) (4) (5)	P	15
2	<u>0:44.0</u>	0:04.0	0:03.4	<u>0:04.2</u>	0:10.4	1:10.1	42	(●) (2) (3) (●) (5)	P	15
3						2:14.8	42			
466 Lunde Lisa NOR										
2	0:19.0	0:03.3	0:03.2	<u>0:03.9</u>	<u>0:03.5</u>	0:38.9	10	(1) (2) (3) (●) (●)	P	16
0	0:19.1	0:03.4	0:03.3	0:03.1	0:03.1	0:43.0	18	(1) (2) (3) (4) (5)	P	16
2						1:21.9	11			
467 Tvinnereim Gunn Kris NOR										
0	0:16.5	0:04.1	0:04.2	0:04.2	0:04.6	0:38.6	9	(3) (2) (1) (4) (5)	P	17
2	0:21.1	0:03.9	0:04.0	<u>0:04.4</u>	<u>0:27.3</u>	1:04.3	41	(3) (2) (1) (●) (●)	P	17
2						1:42.9	33			



Licensed to: KURVINEN TARGETS

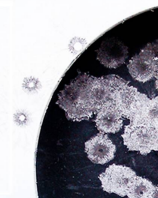
BAMA SKISKYTTERFESTIVAL - KVALFOSSPRINTEN SPRINT

HOLMENKOLLEN 04.02.2017 14:00

All Groups

P	1S	2S	3S	4S	5S	ShTm	Rnk	Sht.img.	P/S	La
469 SÅnsterudbrÅsten Pe NOR										
4	<u>0:20.8</u>	<u>0:03.3</u>	<u>0:03.6</u>	0:03.3	<u>0:02.6</u>	0:42.9	18	● ④ ● ● ●	P	19
1	0:22.6	0:04.8	0:05.2	<u>0:04.9</u>	0:04.4	0:44.9	23	⑤ ● ● ③ ② ①	P	19
5						1:27.8	21			
470 Idland Vilde NOR										
0	0:13.9	0:02.5	0:02.8	0:03.0	0:02.8	0:28.5	1	⑤ ④ ③ ② ①	P	20
3	0:18.3	<u>0:02.8</u>	0:02.7	<u>0:02.7</u>	<u>0:03.0</u>	0:33.3	2	● ● ● ③ ● ①	P	20
3						1:01.8	1			
471 Skjevdal Inga NOR										
1	0:17.5	0:05.4	0:05.0	<u>0:05.2</u>	0:03.9	0:45.7	24	● ⑤ ③ ② ①	P	21
0	0:17.8	0:05.3	0:04.8	0:04.0	0:04.4	0:40.1	12	④ ⑤ ③ ② ①	P	21
1						1:25.8	17			
472 Sletvold Thea NOR										
3	0:27.5	<u>0:04.7</u>	<u>0:05.2</u>	<u>0:05.5</u>	0:05.8	0:55.2	38	⑤ ● ● ● ● ①	P	22
2	0:35.0	0:04.1	<u>0:03.8</u>	<u>0:04.6</u>	0:06.6	1:01.0	38	⑤ ● ● ● ② ①	P	22
5						1:56.2	40			
476 Mortensen Sondre Øst NOR										
3	<u>0:17.0</u>	<u>0:04.1</u>	0:03.6	0:03.3	<u>0:03.5</u>	0:36.5	15	● ● ● ③ ④ ●	P	26
1	0:47.3	<u>0:03.5</u>	0:03.5	0:03.4	0:04.0	1:07.0	100	① ● ● ③ ④ ⑤	P	26
4						1:43.5	89			
477 Sandvik Martin NOR										
3	<u>0:16.1</u>	<u>0:12.7</u>	0:05.1	<u>0:03.2</u>	0:04.1	0:45.8	63	⑤ ● ● ③ ● ●	P	27
2	0:20.3	<u>0:03.8</u>	<u>0:03.1</u>	0:04.5	0:13.9	0:50.2	81	⑤ ④ ● ● ● ①	P	27
5						1:36.0	75			
478 Bartolo Lars De NOR										
3	0:33.1	0:05.7	<u>0:04.1</u>	<u>0:05.8</u>	<u>0:07.1</u>	1:00.4	98	● ● ● ● ② ①	P	28
2	<u>0:34.8</u>	0:09.0	0:07.1	0:05.9	<u>0:06.4</u>	1:06.7	99	● ④ ③ ② ●	P	28
5						2:07.1	99			
479 Frøyland Tobias NOR										
1	0:29.1	0:03.7	<u>0:03.3</u>	0:03.4	0:03.5	0:46.9	73	① ② ● ● ④ ⑤	P	29
3	<u>0:22.7</u>	0:04.2	<u>0:04.2</u>	<u>0:03.9</u>	0:03.5	0:42.4	52	● ② ● ● ● ⑤	P	29
4						1:29.3	59			
480 Tangen Troy NOR										
4	<u>0:21.7</u>	<u>0:06.3</u>	0:05.5	<u>0:04.6</u>	<u>0:04.9</u>	0:47.6	79	● ● ● ③ ● ●	P	30
3	0:27.8	<u>0:05.2</u>	<u>0:05.1</u>	<u>0:08.3</u>	0:05.7	0:57.1	92	⑤ ● ● ● ● ①	P	30
7						1:44.7	90			
481 Wolf Benjamin NOR										
2	0:19.2	0:05.4	<u>0:04.0</u>	0:03.9	<u>0:05.7</u>	0:41.6	42	① ② ● ● ④ ●	P	1
5	<u>0:29.0</u>	<u>0:03.0</u>	<u>0:03.0</u>	<u>0:08.2</u>	<u>0:09.7</u>	0:58.3	94	● ● ● ● ● ●	P	1
7						1:39.9	84			





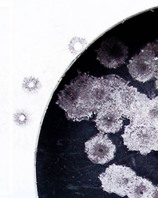
Licensed to: KURVINEN TARGETS

BAMA SKISKYTTERFESTIVAL - KVALFOSSPRINTEN SPRINT

HOLMENKOLLEN 04.02.2017 14:00

All Groups

P	1S	2S	3S	4S	5S	ShTm	Rnk	Sht.img.	P/S	La
482 Aasbø Aksel Emil NOR										
4	0:17.1	<u>0:03.7</u>	<u>0:04.0</u>	<u>0:05.1</u>	<u>0:04.5</u>	0:37.2	19	① ● ● ● ● ●	P	2
1	0:16.9	0:05.0	0:04.5	0:04.8	<u>0:05.2</u>	0:38.0	29	① ② ③ ④ ●	P	2
5						1:15.2	22			
483 Martinsson Even NOR										
0	0:24.1	0:03.7	0:03.6	0:03.5	0:03.6	0:41.1	39	⑤ ④ ③ ② ①	P	3
1	0:29.5	0:03.6	0:03.6	0:03.5	<u>0:03.3</u>	0:45.4	64	● ④ ③ ② ①	P	3
1						1:26.5	51			
484 Aastorp Sander Thows NOR										
3	<u>0:24.5</u>	0:04.7	<u>0:03.0</u>	0:07.1	<u>0:02.7</u>	0:47.7	80	● ④ ● ② ●	P	4
3	<u>0:24.2</u>	<u>0:05.6</u>	0:06.5	0:04.4	<u>0:02.2</u>	0:48.7	75	● ④ ③ ● ●	P	4
6						1:36.4	76			
485 Gulbrandsen Kasper D NOR										
2	0:19.2	<u>0:02.8</u>	0:02.9	0:02.4	<u>0:02.2</u>	0:34.2	7	● ④ ③ ● ①	P	5
3	<u>0:16.6</u>	<u>0:03.6</u>	<u>0:02.9</u>	0:03.1	0:02.8	0:33.0	9	⑤ ④ ● ● ●	P	5
5						1:07.2	8			
486 Heggland Håvard NOR										
2	<u>0:23.5</u>	0:03.6	<u>0:03.5</u>	0:07.3	0:03.2	0:44.1	52	● ② ● ④ ⑤	P	6
4	<u>0:20.3</u>	0:03.7	<u>0:03.2</u>	<u>0:03.4</u>	<u>0:05.8</u>	0:42.1	50	● ② ● ● ●	P	6
6						1:26.2	49			
487 Birkeland Sindre NOR										
2	0:20.2	<u>0:04.1</u>	<u>0:04.6</u>	0:05.8	0:05.2	0:45.7	62	⑤ ④ ● ● ①	P	7
1	0:23.7	0:04.7	<u>0:04.8</u>	0:05.5	0:05.7	0:48.9	77	⑤ ④ ● ② ①	P	7
3						1:34.6	71			
488 Steinbakken Vegard NOR										
1	0:21.3	0:04.2	<u>0:03.6</u>	0:04.2	0:04.0	0:44.6	56	⑤ ④ ● ② ①	P	8
1	0:23.5	0:04.8	<u>0:04.0</u>	0:03.8	0:03.6	0:43.8	56	⑤ ④ ● ② ①	P	8
2						1:28.4	54			
489 Døssland Anders Mela NOR										
3	0:19.1	<u>0:03.1</u>	<u>0:03.1</u>	<u>0:03.4</u>	0:07.6	0:41.4	41	⑤ ● ● ● ①	P	9
2	0:16.9	<u>0:03.1</u>	<u>0:03.1</u>	0:03.2	0:03.4	0:35.6	19	⑤ ④ ● ● ①	P	9
5						1:17.0	24			
490 Bjørnstad Brage NOR										
2	<u>0:23.1</u>	0:03.1	0:03.0	<u>0:02.7</u>	0:03.6	0:40.2	36	● ② ③ ● ⑤	P	10
2	<u>0:43.1</u>	<u>0:02.9</u>	0:02.8	0:03.2	0:03.3	0:58.9	95	● ● ③ ④ ⑤	P	10
4						1:39.1	82			
491 Antonsen Sebastian S NOR										
0	0:23.7	0:03.5	0:04.8	0:04.3	0:14.3	0:53.5	90	⑤ ④ ③ ② ①	P	11
2	<u>0:27.3</u>	0:03.6	<u>0:03.3</u>	0:07.1	0:03.8	0:48.0	71	⑤ ④ ● ② ●	P	11
2						1:41.5	87			



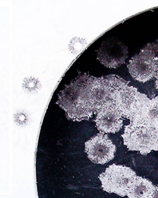
Licensed to: KURVINEN TARGETS

BAMA SKISKYTTERFESTIVAL - KVALFOSSPRINTEN SPRINT

HOLMENKOLLEN 04.02.2017 14:00

All Groups

P	1S	2S	3S	4S	5S	ShTm	Rnk	Sht.img.	P/S	La	
492 Myhre Eivind						NOR					
2	0:16.5	0:04.1	0:04.0	0:03.7	0:03.6	0:35.7	12	● 4 ● 2 ①	P	12	
2	0:18.8	0:04.4	0:03.5	0:03.4	0:03.8	0:38.1	30	● 4 ● 2 ①	P	12	
4						1:13.8	17				
493 Stenersen Jørgen Bro						NOR					
2	0:16.4	0:03.1	0:04.2	0:03.6	0:03.3	0:39.3	29	⑤ 4 ● ● ①	P	13	
1	0:16.3	0:03.3	0:03.0	0:02.9	0:02.6	0:32.2	7	● 4 ③ ② ①	P	13	
3						1:11.5	14				
494 Smeby Alexander						NOR					
1	0:24.3	0:05.9	0:05.8	0:06.4	0:05.9	0:52.2	88	⑤ 4 ● ② ①	P	14	
1	0:19.8	0:05.7	0:05.6	0:05.6	0:05.6	0:47.2	68	⑤ ● ③ ② ①	P	14	
2						1:39.4	83				
495 Aasbø Magnus						NOR					
3	0:20.1	0:04.0	0:04.1	0:04.2	0:05.4	0:42.7	47	● ● ③ ● ①	P	15	
1	0:27.8	0:04.5	0:04.2	0:04.4	0:05.4	0:51.8	84	● 4 ③ ② ①	P	15	
4						1:34.5	70				
497 Larsplass Johansen S						NOR					
1	0:22.0	0:03.3	0:03.2	0:03.3	0:03.4	0:39.4	30	⑤ 4 ● ② ①	P	17	
1	0:21.5	0:03.5	0:03.3	0:03.5	0:03.1	0:38.8	37	⑤ 4 ● ② ①	P	17	
2						1:18.2	31				
498 Gjørven Magnus Midth						NOR					
2	0:19.3	0:07.5	0:05.0	0:04.7	0:04.8	0:45.3	60	● ② ③ ● ⑤	P	18	
2	0:17.6	0:04.8	0:04.7	0:05.0	0:05.3	0:43.1	54	① ● ③ ④ ●	P	18	
4						1:28.4	55				
500 Horvei Anders						NOR					
1	0:23.5	0:04.9	0:04.7	0:04.0	0:04.0	0:45.2	57	⑤ ● ③ ② ①	P	20	
3	0:23.7	0:05.3	0:04.9	0:04.2	0:04.5	0:52.9	86	● 4 ③ ● ●	P	20	
4						1:38.1	80				
501 Sameien Morten Tørnb						NOR					
2	0:19.2	0:04.0	0:02.7	0:02.6	0:03.2	0:37.9	25	① ② ● ④ ●	P	21	
3	0:17.3	0:02.5	0:06.4	0:03.4	0:06.4	0:39.9	41	● ● ③ ④ ●	P	21	
5						1:17.8	27				
502 Tvilde Hans						NOR					
2	0:16.7	0:03.1	0:03.3	0:03.5	0:04.2	0:37.5	20	① ② ● ● ⑤	P	22	
1	0:17.1	0:04.4	0:03.8	0:03.4	0:03.3	0:38.2	31	● ② ③ ④ ⑤	P	22	
3						1:15.7	23				
503 Øvland Åsbjørn Lange						NOR					
2	0:18.0	0:04.5	0:04.9	0:03.2	0:04.5	0:41.9	43	① ● ③ ● ⑤	P	23	
0	0:22.1	0:03.7	0:04.1	0:02.7	0:04.0	0:40.8	44	① ② ③ ④ ⑤	P	23	
2						1:22.7	41				



Licensed to: KURVINEN TARGETS

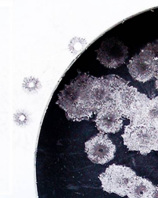
BAMA SKISKYTTERFESTIVAL - KVALFOSSPRINTEN SPRINT

HOLMENKOLLEN 04.02.2017 14:00

All Groups

P	1S	2S	3S	4S	5S	ShTm	Rnk	Sht.img.	P/S	La
504 Hevrøy Zakarias Olai NOR										
1	<u>0:38.1</u>	0:05.8	0:05.5	0:08.8	0:12.6	1:16.5	100	● ② ③ ④ ⑤	P	24
0	0:24.4	0:06.9	0:06.2	0:05.6	0:05.9	0:56.8	91	① ② ③ ④ ⑤	P	24
1						2:13.3	100			
505 Aakervik Espen NOR										
3	<u>0:18.5</u>	<u>0:06.9</u>	0:04.0	<u>0:04.6</u>	0:04.7	0:45.6	61	⑤ ● ③ ● ●	P	25
0	0:20.7	0:07.2	0:05.7	0:05.0	0:05.8	0:48.3	73	⑤ ④ ③ ② ①	P	25
3						1:33.9	69			
506 Brunborg Herman NOR										
2	0:15.2	0:04.3	<u>0:04.2</u>	0:03.9	<u>0:04.1</u>	0:37.7	24	● ④ ● ② ①	P	26
0	0:17.6	0:04.6	0:04.6	0:04.6	0:04.1	0:40.8	45	⑤ ④ ③ ② ①	P	26
2						1:18.5	33			
507 Hol Morten NOR										
1	0:24.3	<u>0:04.7</u>	0:03.7	0:04.3	0:04.0	0:44.4	53	⑤ ④ ③ ● ①	P	27
3	<u>0:19.4</u>	0:04.5	<u>0:03.4</u>	0:04.2	<u>0:04.0</u>	0:40.5	43	● ④ ● ② ●	P	27
4						1:24.9	45			
508 Rødland Tarald NOR										
0	0:28.9	0:05.6	0:05.0	0:05.1	0:05.6	0:57.0	96	① ② ③ ④ ⑤	P	28
1	0:25.0	0:04.5	0:04.3	0:03.7	<u>0:03.7</u>	0:44.8	59	① ② ③ ④ ●	P	28
1						1:41.8	88			
509 Eikevik Vegard NOR										
1	0:17.7	0:04.9	0:04.6	<u>0:05.7</u>	0:04.9	0:42.4	46	① ② ③ ● ⑤	P	29
1	0:18.2	0:05.8	0:05.9	<u>0:05.4</u>	0:04.9	0:44.4	58	① ② ③ ● ⑤	P	29
2						1:26.8	52			
510 Lindstad Andreas Røs NOR										
1	0:17.8	0:05.4	0:05.5	<u>0:05.5</u>	0:05.5	0:46.7	72	① ② ③ ● ⑤	P	30
1	<u>0:18.7</u>	0:06.5	0:06.9	0:04.9	0:04.8	0:48.7	74	● ② ③ ④ ⑤	P	30
2						1:35.4	74			
511 Skattebøl Magnus NOR										
1	<u>0:16.3</u>	0:04.0	0:04.2	0:04.1	0:04.0	0:37.5	21	● ② ③ ④ ⑤	P	1
1	0:14.3	<u>0:05.1</u>	0:03.5	0:04.8	0:04.0	0:34.7	17	① ● ③ ④ ⑤	P	1
2						1:12.2	15			
512 Holemark Sigurd NOR										
3	0:15.6	<u>0:02.9</u>	<u>0:03.1</u>	0:04.6	<u>0:03.4</u>	0:32.1	3	● ④ ● ● ①	P	2
2	<u>0:17.1</u>	0:02.5	0:02.6	0:02.4	<u>0:02.5</u>	0:30.0	5	● ④ ③ ② ●	P	2
5						1:02.1	3			
513 Rørstad Eirik Fløtre NOR										
2	0:21.1	<u>0:02.6</u>	0:02.9	0:03.1	<u>0:02.8</u>	0:35.3	11	① ● ③ ④ ●	P	3
0	0:21.8	0:02.2	0:02.2	0:02.5	0:02.5	0:34.5	15	① ② ③ ④ ⑤	P	3
2						1:09.8	10			





Licensed to: KURVINEN TARGETS

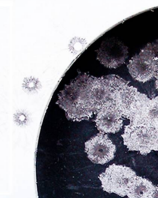
BAMA SKISKYTTERFESTIVAL - KVALFOSSPRINTEN SPRINT

HOLMENKOLLEN 04.02.2017 14:00

All Groups

P	1S	2S	3S	4S	5S	ShTm	Rnk	Sht.img.	P/S	La	
514 Stensrud Martin						NOR					
2	<u>0:25.0</u>	<u>0:03.9</u>	0:04.7	0:03.7	0:09.2	0:50.8	86	● ● (3) (4) (5)	P	4	
1	<u>0:15.9</u>	0:04.3	0:04.5	0:04.8	0:11.4	0:45.6	65	● (2) (3) (4) (5)	P	4	
3						1:36.4	77				
515 Hofstad Brian						NOR					
3	0:17.6	<u>0:03.9</u>	<u>0:04.1</u>	<u>0:07.0</u>	0:04.1	0:43.4	50	(5) ● ● ● (1)	P	5	
4	<u>0:20.6</u>	0:04.2	<u>0:04.5</u>	<u>0:03.9</u>	<u>0:03.7</u>	0:41.7	47	● ● ● (2) ●	P	5	
7						1:25.1	46				
516 Strømvall Raimond Ha						NOR					
1	<u>0:23.6</u>	0:04.2	0:03.9	0:04.0	0:04.0	0:43.2	49	● (2) (3) (4) (5)	P	6	
3	<u>0:24.2</u>	<u>0:04.6</u>	<u>0:04.3</u>	0:04.6	0:04.0	0:45.3	63	● ● ● (4) (5)	P	6	
4						1:28.5	56				
517 Langerud Sivert Døru						NOR					
3	<u>0:18.7</u>	<u>0:07.1</u>	<u>0:03.0</u>	0:02.9	0:02.6	0:38.6	28	(5) (4) ● ● ●	P	7	
1	0:13.9	<u>0:02.5</u>	0:02.7	0:02.7	0:02.7	0:28.4	1	(5) (4) (3) ● (1)	P	7	
4						1:07.0	7				
518 Lillemoen Sander Bre						NOR					
5	<u>0:21.1</u>	<u>0:06.7</u>	<u>0:05.8</u>	<u>0:04.4</u>	<u>0:07.7</u>	0:50.5	85	● ● ● ● ●	P	8	
0	0:20.4	0:04.6	0:03.9	0:03.8	0:03.4	0:40.0	42	(5) (4) (3) (2) (1)	P	8	
5						1:30.5	60				
519 Ottersen Tobias						NOR					
0	0:19.0	0:03.6	0:02.5	0:02.8	0:03.0	0:36.9	17	(5) (4) (3) (2) (1)	P	9	
2	0:20.6	0:03.7	0:02.8	<u>0:02.9</u>	<u>0:03.1</u>	0:37.4	24	● ● (3) (2) (1)	P	9	
2						1:14.3	19				
520 Otterstad Magnus						NOR					
0	0:21.8	0:05.1	0:06.0	0:05.1	0:04.8	0:47.3	77	(1) (2) (3) (4) (5)	P	10	
2	<u>0:21.4</u>	0:05.0	0:05.8	<u>0:05.7</u>	0:05.6	0:47.6	69	● (2) (3) ● (5)	P	10	
2						1:34.9	73				
521 Idland Eirik						NOR					
0	0:13.0	0:03.0	0:02.7	0:02.3	0:02.2	0:27.3	1	(5) (4) (3) (2) (1)	P	11	
3	0:12.6	<u>0:03.2</u>	0:02.5	<u>0:02.7</u>	<u>0:02.9</u>	0:29.2	2	● ● (3) ● (1)	P	11	
3						0:56.5	1				
522 Nergård Kristoffer R						NOR					
3	<u>0:27.3</u>	<u>0:06.2</u>	<u>0:06.0</u>	0:12.2	0:06.8	1:07.7	99	● ● ● (4) (5)	P	12	
3	<u>0:26.6</u>	0:06.7	0:07.5	<u>0:06.0</u>	<u>0:05.7</u>	0:57.5	93	● (2) (3) ● ●	P	12	
6						2:05.2	98				
523 Hilland Sigurd						NOR					
3	<u>0:22.0</u>	0:05.2	0:04.8	<u>0:05.0</u>	<u>0:04.8</u>	0:48.7	83	● ● (3) (2) ●	P	13	
3	0:21.2	<u>0:05.8</u>	<u>0:04.1</u>	<u>0:04.1</u>	0:03.0	0:44.2	57	(5) ● ● ● (1)	P	13	
6						1:32.9	67				





Licensed to: KURVINEN TARGETS

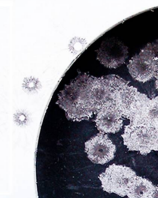
BAMA SKISKYTTERFESTIVAL - KVALFOSSPRINTEN SPRINT

HOLMENKOLLEN 04.02.2017 14:00

All Groups

P	1S	2S	3S	4S	5S	ShTm	Rnk	Sht.img.	P/S	La	
524 Dalene Arne August						NOR					
2	0:15.7	0:03.2	<u>0:03.2</u>	0:05.0	<u>0:04.0</u>	0:34.0	6	① ② ● ④ ●	P	14	
2	0:11.3	<u>0:03.6</u>	0:05.6	<u>0:04.4</u>	0:06.2	0:36.9	21	① ● ③ ● ⑤	P	14	
4						1:10.9	12				
525 Stuen Torbjørn						NOR					
1	0:20.8	<u>0:03.5</u>	0:03.3	0:03.3	0:03.1	0:37.7	23	⑤ ④ ③ ● ①	P	15	
4	<u>0:13.8</u>	<u>0:13.0</u>	0:03.0	<u>0:02.6</u>	<u>0:02.6</u>	0:39.7	40	● ● ③ ● ●	P	15	
5						1:17.4	26				
526 Hørthe Ole Amund Bon						NOR					
1	0:27.0	0:05.2	<u>0:05.2</u>	0:05.5	0:05.5	0:54.1	91	⑤ ④ ● ② ①	P	16	
1	0:30.2	<u>0:05.1</u>	0:10.3	0:04.7	0:04.6	1:01.7	96	⑤ ④ ③ ● ①	P	16	
2						1:55.8	95				
527 Rieger David						NOR					
3	<u>0:20.7</u>	<u>0:08.9</u>	0:06.3	0:05.7	<u>0:05.1</u>	0:51.1	87	● ● ③ ④ ●	P	17	
4	<u>0:25.0</u>	<u>0:07.4</u>	<u>0:07.4</u>	0:07.7	<u>0:07.0</u>	1:05.5	98	● ● ● ④ ●	P	17	
7						1:56.6	96				
528 Tjøtta Martin						NOR					
1	0:10.0	<u>0:04.8</u>	0:05.0	0:05.2	0:05.1	0:34.4	8	⑤ ④ ③ ● ①	P	18	
1	0:16.6	0:05.1	0:04.5	0:04.9	<u>0:04.6</u>	0:39.6	39	● ④ ③ ② ①	P	18	
2						1:14.0	18				
529 Fjeldstad Vebjørn Kv						NOR					
2	0:15.2	0:02.9	0:02.9	<u>0:02.7</u>	<u>0:03.1</u>	0:33.0	4	● ● ③ ② ①	P	19	
3	<u>0:17.0</u>	<u>0:03.2</u>	0:03.3	<u>0:03.2</u>	0:02.4	0:33.1	11	⑤ ● ③ ● ●	P	19	
5						1:06.1	6				
530 Woldsund Torjus E						NOR					
0	0:18.4	0:04.9	0:04.3	0:05.1	0:06.0	0:42.1	45	⑤ ④ ③ ② ①	P	20	
0	0:13.2	0:04.7	0:04.7	0:04.3	0:05.4	0:36.1	20	⑤ ④ ③ ② ①	P	20	
0						1:18.2	30				
531 Aa Eilev Klokk						NOR					
1	<u>0:20.4</u>	0:04.2	0:03.6	0:03.8	0:04.2	0:46.2	68	⑤ ④ ③ ② ●	P	21	
1	0:11.6	<u>0:03.8</u>	0:03.3	0:03.5	0:03.1	0:37.5	25	⑤ ④ ③ ● ①	P	21	
2						1:23.7	42				
532 Øversveen Sivert						NOR					
2	<u>0:16.2</u>	0:05.3	0:04.5	<u>0:04.6</u>	0:04.3	0:39.8	33	⑤ ● ③ ② ●	P	22	
2	<u>0:23.0</u>	0:05.5	<u>0:04.6</u>	0:04.5	0:06.4	0:49.1	79	⑤ ④ ● ② ●	P	22	
4						1:28.9	58				
533 Solvoll Olive						NOR					
0	0:18.9	0:03.4	0:03.5	0:04.0	0:04.4	0:38.5	26	⑤ ④ ③ ② ①	P	23	
4	0:17.7	<u>0:03.2</u>	<u>0:04.4</u>	<u>0:05.0</u>	<u>0:03.7</u>	0:38.6	35	● ● ● ● ①	P	23	
4						1:17.1	25				





Licensed to: KURVINEN TARGETS

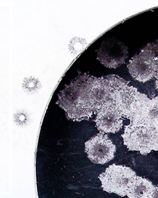
BAMA SKISKYTTERFESTIVAL - KVALFOSSPRINTEN SPRINT

HOLMENKOLLEN 04.02.2017 14:00

All Groups

P	1S	2S	3S	4S	5S	ShTm	Rnk	Sht.img.	P/S	La	
534 Solfjeld Helge						NOR					
2	0:26.7	0:04.6	0:03.2	0:03.6	0:03.3	0:45.9	66	● (4) (3) ● (1)	P	24	
1	0:25.4	0:05.4	0:03.9	0:03.5	0:03.4	0:46.7	67	(5) (4) (3) (2) ●	P	24	
3						1:32.6	65				
536 Eriksen Emil Lund						NOR					
1	0:27.3	0:03.6	0:03.7	0:03.7	0:03.1	0:46.5	71	(1) (2) (3) (4) ●	P	26	
2	0:15.6	0:05.1	0:03.6	0:04.9	0:04.1	0:38.7	36	(1) (2) ● (4) ●	P	26	
3						1:25.2	47				
537 Evensløyken Ole Tobi						NOR					
2	0:30.0	0:05.1	0:04.1	0:04.2	0:04.1	0:52.4	89	(5) (4) (3) ● ●	P	27	
1	0:25.0	0:04.1	0:04.6	0:04.0	0:04.4	0:47.7	70	(5) ● (3) (2) (1)	P	27	
3						1:40.1	85				
538 Rønningen Hallvard A						NOR					
3	0:22.6	0:05.1	0:03.5	0:06.1	0:03.1	0:46.3	69	(5) ● ● ● (1)	P	28	
2	0:21.3	0:03.6	0:05.7	0:04.9	0:05.1	0:45.6	66	(5) (4) ● (2) ●	P	28	
5						1:31.9	63				
539 Eriksen Sigurd Alter						NOR					
2	0:19.7	0:04.3	0:04.2	0:03.8	0:04.0	0:41.0	38	● ● (3) (2) (1)	P	29	
0	0:17.8	0:05.2	0:04.2	0:03.8	0:04.0	0:38.6	34	(5) (4) (3) (2) (1)	P	29	
2						1:19.6	35				
540 Vingelen Amund Grann						NOR					
0	0:28.1	0:06.9	0:06.3	0:06.5	0:05.3	0:57.9	97	(1) (2) (3) (4) (5)	P	30	
0	0:26.4	0:06.1	0:06.3	0:06.1	0:05.6	0:54.6	87	(1) (2) (3) (4) (5)	P	30	
0						1:52.5	94				
541 Andersen Erlend						NOR					
1	0:20.3	0:04.1	0:02.9	0:02.8	0:02.5	0:34.9	10	● (4) (3) (2) (1)	P	1	
3	0:16.2	0:03.1	0:02.9	0:02.7	0:02.7	0:29.7	3	(5) ● ● (2) ●	P	1	
4						1:04.6	4				
542 Stub-Jakobsen Halvor						NOR					
1	0:29.9	0:04.4	0:04.2	0:03.7	0:04.1	0:49.4	84	(5) ● (3) (2) (1)	P	2	
4	0:28.7	0:04.5	0:08.3	0:06.5	0:04.4	0:56.0	89	(5) ● ● ● ●	P	2	
5						1:45.4	92				
543 Østreng Even Nygaard						NOR					
1	0:20.7	0:06.2	0:05.9	0:03.7	0:04.5	0:45.9	65	● (4) (3) (2) (1)	P	3	
2	0:21.5	0:11.2	0:04.7	0:04.6	0:03.6	0:49.0	78	(5) (4) (3) ● ●	P	3	
3						1:34.9	72				
545 Aslaksen Nikolai						NOR					
2	0:20.2	0:03.4	0:03.4	0:03.6	0:03.4	0:42.8	48	(5) (4) ● ● (1)	P	5	
4	0:21.0	0:04.2	0:03.2	0:04.2	0:05.4	0:41.9	48	● ● ● ● (1)	P	5	
6						1:24.7	43				





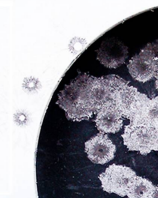
Licensed to: KURVINEN TARGETS

BAMA SKISKYTTERFESTIVAL - KVALFOSSPRINTEN SPRINT

HOLMENKOLLEN 04.02.2017 14:00

All Groups

P	1S	2S	3S	4S	5S	ShTm	Rnk	Sht.img.	P/S	La
546 Steinmoen Sander NOR										
2	<u>0:24.4</u>	0:03.8	0:03.3	<u>0:03.2</u>	0:16.5	0:55.8	94	⑤ ● ③ ② ●	P	6
1	0:22.2	0:03.3	0:02.6	0:02.7	<u>0:02.5</u>	0:37.3	23	● ④ ③ ② ①	P	6
3						1:33.1	68			
547 Uldal Martin NOR										
2	0:22.8	<u>0:05.9</u>	<u>0:03.7</u>	0:03.9	0:03.6	0:47.7	82	① ● ● ④ ⑤	P	7
3	0:17.4	<u>0:05.4</u>	<u>0:04.7</u>	0:04.0	<u>0:02.9</u>	0:38.0	28	① ● ● ④ ●	P	7
5						1:25.7	48			
548 Tveit Aakre Olav Mar NOR										
3	<u>0:27.5</u>	<u>0:06.7</u>	0:04.2	<u>0:06.3</u>	0:04.0	0:54.2	92	⑤ ● ③ ● ●	P	8
2	<u>0:30.6</u>	0:05.9	0:04.8	0:04.4	<u>0:04.9</u>	0:55.3	88	● ④ ③ ② ●	P	8
5						1:49.5	93			
550 Lødemel Nikolai Disp NOR										
3	0:25.0	<u>0:05.9</u>	<u>0:07.5</u>	<u>0:06.0</u>	0:03.6	0:56.1	95	⑤ ● ● ● ①	P	10
4	<u>0:23.3</u>	<u>0:06.1</u>	<u>0:06.0</u>	0:03.9	<u>0:04.0</u>	0:48.8	76	● ④ ● ● ●	P	10
7						1:44.9	91			
552 Aaland Martin NOR										
1	0:23.3	0:04.7	<u>0:04.3</u>	0:04.5	0:04.2	0:45.3	59	⑤ ④ ● ② ①	P	12
3	<u>0:23.3</u>	0:04.7	<u>0:04.3</u>	0:04.4	<u>0:04.9</u>	0:45.2	61	● ④ ● ② ●	P	12
4						1:30.5	61			
553 Berg Magnus R. NOR										
0	0:20.7	0:05.9	0:06.8	0:06.0	0:06.1	0:55.2	93	⑤ ④ ③ ② ①	P	13
2	0:25.0	<u>0:07.3</u>	<u>0:06.1</u>	0:07.9	0:09.8	1:02.1	97	⑤ ④ ● ● ①	P	13
2						1:57.3	97			
554 Grotli Øyvind Egebak NOR										
1	0:20.5	0:05.2	<u>0:04.2</u>	0:03.4	0:03.6	0:41.9	44	⑤ ④ ● ② ①	P	14
2	0:18.3	<u>0:05.0</u>	<u>0:04.2</u>	0:04.2	0:04.4	0:39.3	38	⑤ ④ ● ● ①	P	14
3						1:21.2	38			
555 Eidissen Christoffer NOR										
1	0:14.8	0:03.9	0:03.8	<u>0:03.8</u>	0:03.8	0:33.7	5	⑤ ● ③ ② ①	P	15
2	<u>0:15.4</u>	0:04.5	0:04.4	<u>0:03.7</u>	0:03.5	0:35.2	18	⑤ ● ③ ② ●	P	15
3						1:08.9	9			
556 Haugøy Espen NOR										
0	0:27.7	0:03.7	0:03.7	0:03.4	0:04.1	0:46.4	70	⑤ ④ ③ ② ①	P	16
2	<u>0:20.9</u>	0:05.5	0:03.4	<u>0:03.5</u>	0:03.7	0:42.3	51	⑤ ● ③ ② ●	P	16
2						1:28.7	57			
557 Jakobsen Simen NOR										
1	0:18.6	0:04.9	<u>0:04.1</u>	0:04.3	0:04.4	0:39.7	32	⑤ ④ ● ② ①	P	17
1	0:22.1	<u>0:04.9</u>	0:03.9	0:03.6	0:04.2	0:42.0	49	⑤ ④ ③ ● ①	P	17
2						1:21.7	39			



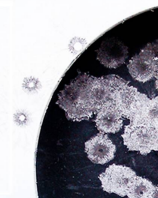
Licensed to: KURVINEN TARGETS

BAMA SKISKYTTERFESTIVAL - KVALFOSSPRINTEN SPRINT

HOLMENKOLLEN 04.02.2017 14:00

All Groups

P	1S	2S	3S	4S	5S	ShTm	Rnk	Sht.img.	P/S	La
558 Mathiesen Mads Huken NOR										
0	0:13.4	0:04.2	0:04.6	0:04.1	0:03.3	0:36.1	14	⑤④③②①	P	18
4	<u>0:17.4</u>	0:03.7	<u>0:02.9</u>	<u>0:03.0</u>	<u>0:02.9</u>	0:37.2	22	●●●②●	P	18
4						1:13.3	16			
560 Skaug Sivert Raddum NOR										
1	0:20.6	0:03.2	0:03.1	<u>0:02.1</u>	0:02.1	0:36.0	13	①②③●⑤	P	20
1	0:17.7	0:03.3	0:02.9	0:01.9	<u>0:01.7</u>	0:34.2	12	①②③④●	P	20
2						1:10.2	11			
561 Owren Iver NOR										
1	0:24.7	0:04.6	0:04.5	0:03.7	<u>0:03.8</u>	0:44.5	55	①②③④●	P	21
1	0:19.8	0:04.1	<u>0:06.3</u>	0:04.2	0:11.8	0:48.3	72	①②●④⑤	P	21
2						1:32.8	66			
562 Fekjan Solheim Peder NOR										
0	0:18.6	0:03.1	0:02.9	0:02.6	0:02.7	0:34.9	9	①②③④⑤	P	22
2	<u>0:14.9</u>	0:03.0	0:02.6	<u>0:03.0</u>	0:03.0	0:30.8	6	●②③●⑤	P	22
2						1:05.7	5			
563 Maalø Mats NOR										
0	0:27.6	0:04.4	0:03.8	0:04.0	0:03.5	0:47.2	76	①②③④⑤	P	23
1	0:24.8	0:03.8	0:03.9	<u>0:03.1</u>	0:03.6	0:45.2	62	①②③●⑤	P	23
1						1:32.4	64			
564 Strøm Birk NOR										
1	<u>0:23.5</u>	0:04.3	0:04.2	0:05.2	0:03.6	0:46.1	67	⑤④③②●	P	24
2	<u>0:26.5</u>	<u>0:06.7</u>	0:03.5	0:04.4	0:03.5	0:50.4	82	⑤④③●●	P	24
3						1:36.5	78			
565 Møller Marius NOR										
1	0:15.3	0:04.5	0:05.3	<u>0:04.7</u>	0:05.2	0:40.7	37	①②③●⑤	P	25
2	0:15.8	<u>0:04.7</u>	0:04.6	0:04.2	<u>0:04.3</u>	0:37.6	27	①●③④●	P	25
3						1:18.3	32			
566 Olsen Even NOR										
0	0:24.0	0:03.4	0:03.3	0:04.0	0:03.0	0:47.1	75	⑤④③②①	P	26
0	0:18.1	0:04.0	0:03.2	0:03.0	0:04.3	0:37.6	26	⑤④③②①	P	26
0						1:24.7	44			
568 Kjos Oskar NOR										
2	<u>0:20.5</u>	<u>0:04.3</u>	0:03.9	0:03.4	0:04.2	0:43.6	51	⑤④③●●	P	28
3	<u>0:18.4</u>	<u>0:03.1</u>	0:03.3	<u>0:03.2</u>	0:06.0	0:38.6	33	⑤●③●●	P	28
5						1:22.2	40			
569 Femsteinevik Otto NOR										
1	<u>0:17.8</u>	0:04.5	0:04.5	0:05.0	0:04.4	0:40.2	35	●②③④⑤	P	29
2	<u>0:15.2</u>	<u>0:02.2</u>	0:04.3	0:04.3	0:04.1	0:34.6	16	●●③④⑤	P	29
3						1:14.8	21			



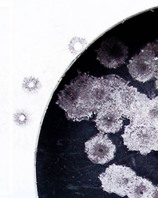
Licensed to: KURVINEN TARGETS

BAMA SKISKYTTERFESTIVAL - KVALFOSSPRINTEN SPRINT

HOLMENKOLLEN 04.02.2017 14:00

All Groups

P	1S	2S	3S	4S	5S	ShTm	Rnk	Sht.img.	P/S	La	
570 Linset Jonas						NOR					
1	0:14.3	0:04.4	0:06.3	0:04.2	<u>0:03.0</u>	0:36.5	16	● 4 3 2 1	P	30	
1	0:12.8	0:04.9	0:04.7	0:04.1	<u>0:03.6</u>	0:34.4	13	● 4 3 2 1	P	30	
2						1:10.9	13				
571 Gerhardsen Trym Sils						NOR					
0	0:19.1	0:02.8	0:02.5	0:02.5	0:02.7	0:31.8	2	5 4 3 2 1	P	1	
1	<u>0:14.6</u>	0:05.5	0:02.9	0:02.6	0:02.6	0:29.9	4	5 4 3 2 ●	P	1	
1						1:01.7	2				
572 Espeland Asgeir						NOR					
1	<u>0:28.7</u>	0:02.9	0:02.5	0:05.2	0:04.0	0:47.3	78	● 2 3 4 5	P	2	
3	<u>0:16.9</u>	0:03.2	<u>0:02.9</u>	<u>0:02.5</u>	0:03.1	0:32.4	8	● 2 ● ● 5	P	2	
4						1:19.7	36				
573 Uhlin-Engstu Even						NOR					
0	0:22.2	0:04.2	0:03.5	0:03.5	0:03.0	0:39.5	31	5 4 3 2 1	P	3	
3	<u>0:20.3</u>	0:04.0	<u>0:03.3</u>	<u>0:03.4</u>	0:03.4	0:38.4	32	5 ● ● 2 ●	P	3	
3						1:17.9	29				
574 Lunde Andersen Stian						NOR					
2	<u>0:21.8</u>	0:05.8	0:04.2	0:02.2	<u>0:02.1</u>	0:40.1	34	● 2 3 4 ●	P	4	
1	0:23.3	0:02.5	0:01.7	0:01.6	<u>0:01.6</u>	0:34.5	14	1 2 3 4 ●	P	4	
3						1:14.6	20				
575 Næss Øistein Fagerli						NOR					
2	0:22.9	<u>0:04.2</u>	0:03.8	<u>0:05.0</u>	0:04.5	0:44.5	54	5 ● 3 ● 1	P	5	
4	<u>0:28.6</u>	<u>0:04.4</u>	0:10.1	<u>0:04.9</u>	<u>0:04.3</u>	0:56.0	90	● ● 3 ● ●	P	5	
6						1:40.5	86				
576 Halseth Håkon						NOR					
2	0:22.0	0:03.0	<u>0:03.0</u>	0:02.9	<u>0:03.2</u>	0:37.6	22	1 2 ● 4 ●	P	6	
0	0:22.9	0:03.1	0:03.5	0:03.1	0:03.0	0:43.6	55	1 2 3 4 5	P	6	
2						1:21.2	37				
577 Svoldal Sivert Krist						NOR					
5	<u>0:20.5</u>	<u>0:03.8</u>	<u>0:04.1</u>	<u>0:07.1</u>	<u>0:05.8</u>	0:45.9	64	● ● ● ● ●	P	7	
1	0:18.4	<u>0:02.1</u>	0:02.7	0:02.5	0:02.3	0:33.0	10	5 4 3 ● 1	P	7	
6						1:18.9	34				
578 Sjøberg Emil						NOR					
3	0:17.9	0:04.9	<u>0:03.7</u>	<u>0:05.6</u>	<u>0:05.4</u>	0:41.4	40	● ● ● 2 1	P	8	
2	0:21.2	<u>0:04.6</u>	0:04.2	0:05.5	<u>0:05.4</u>	0:45.1	60	● 4 3 ● 1	P	8	
5						1:26.5	50				
579 Hauge Jens Sune						NOR					
4	<u>0:25.8</u>	<u>0:03.6</u>	<u>0:04.1</u>	<u>0:04.1</u>	0:03.7	0:47.0	74	5 ● ● ● ●	P	9	
1	<u>0:23.8</u>	0:11.6	0:03.2	0:02.8	0:02.7	0:51.6	83	5 4 3 2 ●	P	9	
5						1:38.6	81				



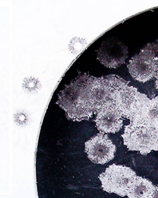
Licensed to: KURVINEN TARGETS

BAMA SKISKYTTERFESTIVAL - KVALFOSSPRINTEN SPRINT

HOLMENKOLLEN 04.02.2017 14:00

All Groups

P	1S	2S	3S	4S	5S	ShTm	Rnk	Sht.img.	P/S	La	
580 Nevland Martin						NOR					
3	<u>0:22.4</u>	<u>0:04.0</u>	0:06.5	<u>0:04.4</u>	0:03.6	0:45.3	58	⑤ ● ③ ● ●	P	10	
1	0:24.3	0:04.1	<u>0:03.4</u>	0:03.6	0:03.8	0:42.7	53	⑤ ④ ● ② ①	P	10	
4						1:28.0	53				
581 Seljeset Magnus						NOR					
4	<u>0:21.3</u>	0:06.2	<u>0:05.4</u>	<u>0:05.0</u>	<u>0:06.5</u>	0:47.7	81	● ● ● ② ●	P	11	
0	0:24.1	0:06.3	0:06.1	0:04.9	0:04.7	0:49.9	80	⑤ ④ ③ ② ①	P	11	
4						1:37.6	79				
582 Gjesbakk Sondre						NOR					
1	0:18.0	0:03.2	0:02.9	<u>0:02.9</u>	0:02.7	0:36.9	18	⑤ ● ③ ② ①	P	12	
2	<u>0:18.9</u>	0:06.4	0:03.9	0:03.7	<u>0:03.0</u>	0:40.9	46	● ④ ③ ② ●	P	12	
3						1:17.8	28				
583 Schiellerup Rasmus A						NOR					
0	0:16.8	0:04.0	0:04.8	0:04.3	0:04.0	0:38.6	27	⑤ ④ ③ ② ①	P	13	
3	0:22.8	<u>0:04.8</u>	<u>0:04.5</u>	0:08.7	<u>0:05.0</u>	0:52.3	85	● ④ ● ● ①	P	13	
3						1:30.9	62				
587 Tøraasen Andreas Øye						NOR					
2	0:20.2	<u>0:05.5</u>	0:04.0	<u>0:04.9</u>	0:04.2	0:42.6	31	⑤ ● ③ ● ①	P	17	
0	0:28.2	0:04.6	0:04.7	0:05.2	0:06.1	0:53.7	66	⑤ ④ ③ ② ①	P	17	
2						1:36.3	53				
588 Erke Marcus Weideman						NOR					
1	0:19.4	0:04.7	0:05.4	<u>0:03.7</u>	0:03.9	0:41.4	27	⑤ ● ③ ② ①	P	18	
3	0:18.1	<u>0:04.0</u>	<u>0:03.7</u>	0:03.8	<u>0:03.6</u>	0:38.3	19	● ④ ● ● ①	P	18	
4						1:19.7	21				
589 Eriksen Tobias Aarda						NOR					
4	<u>0:17.8</u>	0:03.8	<u>0:04.3</u>	<u>0:05.5</u>	<u>0:03.8</u>	0:47.1	50	● ● ● ② ●	P	19	
1	0:21.7	<u>0:03.4</u>	0:03.4	0:03.1	0:03.1	0:37.5	13	⑤ ④ ③ ● ①	P	19	
5						1:24.6	27				
590 Ledang Henrik						NOR					
3	<u>0:18.4</u>	<u>0:05.0</u>	0:05.2	0:04.9	<u>0:04.3</u>	0:43.6	33	● ④ ③ ● ●	P	20	
4	0:26.8	<u>0:05.2</u>	<u>0:05.1</u>	<u>0:05.5</u>	<u>0:05.4</u>	0:53.3	65	● ● ● ● ①	P	20	
7						1:36.9	56				
591 Eide Laurits Stokkev						NOR					
1	0:22.4	<u>0:06.9</u>	0:06.8	0:07.0	0:06.7	0:51.8	65	① ● ③ ④ ⑤	P	21	
1	<u>0:22.2</u>	0:11.9	0:06.4	0:07.1	0:06.8	0:59.4	78	● ② ③ ④ ⑤	P	21	
2						1:51.2	76				
592 Grue Eskil						NOR					
3	<u>0:29.2</u>	<u>0:06.8</u>	<u>0:06.6</u>	0:06.3	0:07.3	1:04.4	83	● ● ● ④ ⑤	P	22	
4	0:47.6	<u>0:05.5</u>	<u>0:06.3</u>	<u>0:07.5</u>	<u>0:06.1</u>	1:20.2	84	① ● ● ● ●	P	22	
7						2:24.6	84				



Licensed to: KURVINEN TARGETS

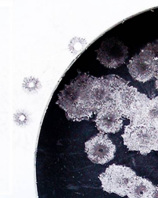
BAMA SKISKYTTERFESTIVAL - KVALFOSSPRINTEN SPRINT

HOLMENKOLLEN 04.02.2017 14:00

All Groups

P	1S	2S	3S	4S	5S	ShTm	Rnk	Sht.img.	P/S	La
593 Streitlien Emil Hage NOR										
0	0:21.4	0:03.3	0:02.2	0:02.5	0:01.9	0:36.9	13	(5) (4) (3) (2) (1)	P	23
0	0:18.5	0:02.9	0:02.4	0:02.0	0:02.2	0:33.8	6	(5) (4) (3) (2) (1)	P	23
0						1:10.7	8			
594 Finden Erling NOR										
0	0:22.2	0:03.8	0:03.6	0:04.3	0:04.3	0:43.4	32	(5) (4) (3) (2) (1)	P	24
0	0:19.2	0:03.5	0:03.8	0:03.8	0:04.4	0:40.8	29	(5) (4) (3) (2) (1)	P	24
0						1:24.2	25			
595 Kastel Andreas NOR										
2	0:16.9	<u>0:04.5</u>	0:03.7	<u>0:02.9</u>	0:03.1	0:38.1	16	(5) (●) (3) (●) (1)	P	25
4	<u>0:19.0</u>	<u>0:04.1</u>	<u>0:03.5</u>	<u>0:03.6</u>	0:03.5	0:39.3	24	(5) (●) (●) (●) (●)	P	25
6						1:17.4	14			
596 Vatne Lars Øderud NOR										
1	0:24.6	0:08.1	0:08.3	<u>0:07.7</u>	0:08.6	1:02.2	82	(5) (●) (3) (2) (1)	P	26
2	0:28.7	<u>0:08.4</u>	0:07.0	<u>0:05.0</u>	0:06.0	1:00.1	80	(5) (●) (3) (●) (1)	P	26
3						2:02.3	81			
597 Bødal Lasse Flo NOR										
2	0:14.3	0:04.8	<u>0:04.7</u>	<u>0:06.1</u>	0:05.6	0:40.9	25	(5) (●) (●) (2) (1)	P	27
1	0:16.2	0:04.2	0:04.1	0:04.1	<u>0:04.8</u>	0:38.1	18	(●) (4) (3) (2) (1)	P	27
3						1:19.0	18			
598 Knudsen Renolen Sola NOR										
3	<u>0:17.9</u>	<u>0:11.5</u>	<u>0:05.0</u>	0:05.8	0:03.7	0:49.2	58	(●) (●) (●) (4) (5)	P	28
3	<u>0:21.5</u>	0:07.0	0:04.5	<u>0:03.9</u>	<u>0:04.6</u>	0:45.8	45	(●) (2) (3) (●) (●)	P	28
6						1:35.0	49			
599 Stenersen Olav NOR										
1	<u>0:15.6</u>	0:04.1	0:03.9	0:04.0	0:04.1	0:34.8	5	(5) (4) (3) (2) (●)	P	29
3	0:16.2	<u>0:04.2</u>	<u>0:03.9</u>	0:04.0	<u>0:03.9</u>	0:35.9	8	(●) (4) (●) (●) (1)	P	29
4						1:10.7	7			
600 Kragh Vemund NOR										
1	0:19.1	0:03.5	<u>0:03.4</u>	0:03.5	0:04.3	0:38.9	18	(5) (4) (●) (2) (1)	P	30
1	0:19.6	<u>0:03.7</u>	0:03.6	0:03.5	0:03.6	0:37.2	12	(5) (4) (3) (●) (1)	P	30
2						1:16.1	13			
601 Willassen Johannes NOR										
2	0:18.3	0:04.5	0:03.9	<u>0:03.9</u>	<u>0:04.1</u>	0:36.9	10	(●) (●) (3) (2) (1)	P	1
1	0:21.7	0:05.2	0:04.2	0:04.3	<u>0:04.3</u>	0:42.8	34	(●) (4) (3) (2) (1)	P	1
3						1:19.7	20			
602 Hagali Niklas Olai H NOR										
5	<u>0:27.8</u>	<u>0:06.7</u>	<u>0:03.8</u>	<u>0:04.4</u>	<u>0:04.1</u>	0:52.6	68	(●) (●) (●) (●) (●)	P	2
2	0:27.2	<u>0:03.6</u>	0:03.8	0:03.4	<u>0:03.2</u>	0:45.3	42	(●) (4) (3) (●) (1)	P	2
7						1:37.9	58			





Licensed to: KURVINEN TARGETS

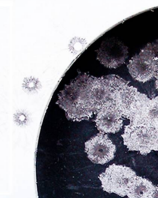
BAMA SKISKYTTERFESTIVAL - KVALFOSSPRINTEN SPRINT

HOLMENKOLLEN 04.02.2017 14:00

All Groups

P	1S	2S	3S	4S	5S	ShTm	Rnk	Sht.img.	P/S	La
603 Skibrek Troy Blegebe NOR										
0	0:28.2	0:03.9	0:03.4	0:03.8	0:03.3	0:45.6	44	⑤④③②①	P	3
1	0:25.5	0:03.5	0:03.4	0:03.5	0:02.9	0:41.5	31	⑤④●②①	P	3
1						1:27.1	31			
604 Vollum Odin Høie NOR										
0	0:28.1	0:06.5	0:05.6	0:05.4	0:07.1	0:58.4	78	②③①④⑤	P	4
2	0:28.7	0:05.7	0:07.1	0:05.1	0:06.1	0:56.3	71	②③①●●	P	4
2						1:54.7	78			
605 Engeli Oscar NOR										
2	0:22.9	0:03.5	0:03.6	0:04.3	0:04.6	0:44.6	39	③⑤●●①	P	5
2	0:32.8	0:03.3	0:03.5	0:03.8	0:02.4	0:52.0	63	③●②●①	P	5
4						1:36.6	55			
606 Alm Tobias NOR										
1	0:22.0	0:05.2	0:04.5	0:04.4	0:04.1	0:44.2	34	①②●④⑤	P	6
1	0:34.5	0:05.5	0:03.6	0:03.8	0:03.7	0:54.8	68	①●③④⑤	P	6
2						1:39.0	61			
607 Mathisen Erik NOR										
3	0:17.5	0:03.5	0:04.1	0:03.7	0:04.1	0:40.7	22	⑤④●●●	P	7
4	0:20.2	0:03.8	0:04.1	0:04.0	0:03.3	0:40.3	27	●●●●①	P	7
7						1:21.0	23			
609 Breivik Oskar Guddal NOR										
0	0:12.7	0:03.0	0:02.6	0:02.7	0:02.8	0:27.1	1	⑤④③②①	P	9
2	0:12.0	0:03.4	0:03.7	0:02.9	0:07.8	0:33.8	7	⑤●③●①	P	9
2						1:00.9	1			
610 Strand Syver Grimsta NOR										
1	0:26.2	0:06.8	0:09.7	0:07.1	0:05.4	0:59.7	80	⑤④●②①	P	10
0	0:25.5	0:06.6	0:06.9	0:08.2	0:05.6	0:56.6	72	⑤④③②①	P	10
1						1:56.3	79			
611 Fauchald Lars NOR										
3	0:20.4	0:09.2	0:04.6	0:05.5	0:05.3	0:50.1	61	●②③●●	P	11
0	0:18.9	0:05.1	0:06.5	0:03.2	0:04.6	0:41.5	30	①②③④⑤	P	11
3						1:31.6	43			
612 Ulset Ådne NOR										
1	0:21.5	0:03.6	0:03.0	0:02.9	0:03.4	0:39.1	19	⑤●③②①	P	12
1	0:24.9	0:05.9	0:03.9	0:04.2	0:13.6	0:57.5	74	●④③②①	P	12
2						1:36.6	54			
613 Mandt Henrik NOR										
2	0:14.4	0:03.5	0:04.3	0:04.1	0:02.8	0:37.0	14	⑤●●②①	P	13
0	0:17.9	0:04.6	0:04.5	0:04.4	0:03.7	0:40.7	28	⑤④③②①	P	13
2						1:17.7	15			





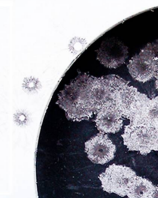
Licensed to: KURVINEN TARGETS

BAMA SKISKYTTERFESTIVAL - KVALFOSSPRINTEN SPRINT

HOLMENKOLLEN 04.02.2017 14:00

All Groups

P	1S	2S	3S	4S	5S	ShTm	Rnk	Sht.img.	P/S	La
614 Halvorsen Bjørnar Kj NOR										
2	0:28.0	0:04.4	0:04.4	<u>0:03.2</u>	<u>0:04.1</u>	0:48.4	55	① ② ③ ● ●	P	14
2	<u>0:33.9</u>	0:03.9	0:04.2	<u>0:04.5</u>	0:03.9	0:57.0	73	● ② ③ ● ⑤	P	14
4						1:45.4	69			
615 Sørensen Fredrik And NOR										
4	<u>0:15.0</u>	<u>0:06.1</u>	<u>0:05.5</u>	0:07.0	<u>0:05.1</u>	0:44.3	37	● ④ ● ● ●	P	15
3	0:19.2	<u>0:04.5</u>	<u>0:04.9</u>	0:04.9	<u>0:05.0</u>	0:44.6	39	● ④ ● ● ①	P	15
7						1:28.9	35			
616 Feten Peder NOR										
3	<u>0:29.1</u>	0:05.9	0:04.7	<u>0:04.4</u>	<u>0:04.8</u>	0:53.9	73	● ② ③ ● ●	P	16
1	0:13.6	<u>0:04.1</u>	0:04.0	0:04.2	0:03.8	0:36.7	9	① ● ③ ④ ⑤	P	16
4						1:30.6	40			
617 Hegg Jens-Henrik NOR										
1	0:19.8	<u>0:03.2</u>	0:03.4	0:03.5	0:03.8	0:40.8	24	① ● ③ ④ ⑤	P	17
0	0:26.2	0:03.8	0:04.0	0:04.3	0:03.7	0:47.0	50	① ② ③ ④ ⑤	P	17
1						1:27.8	34			
618 Runningen Åsmund NOR										
1	0:21.3	0:05.2	0:05.1	<u>0:05.9</u>	0:06.3	0:48.3	54	⑤ ● ③ ② ①	P	18
1	<u>0:20.5</u>	0:06.5	0:05.3	0:06.7	0:05.5	0:52.0	64	⑤ ④ ③ ② ●	P	18
2						1:40.3	62			
619 Lindefjeld Torjus NOR										
3	0:17.7	<u>0:03.4</u>	<u>0:03.9</u>	0:04.1	<u>0:03.8</u>	0:41.0	26	● ④ ● ● ①	P	19
2	0:17.7	0:04.0	<u>0:03.7</u>	0:03.8	<u>0:03.6</u>	0:37.6	14	● ④ ● ② ①	P	19
5						1:18.6	16			
620 Berget Odin Dokken NOR										
1	0:25.1	0:04.7	0:04.5	0:04.0	<u>0:04.2</u>	0:49.1	57	● ④ ③ ② ①	P	20
2	0:17.8	0:04.4	<u>0:04.0</u>	<u>0:04.3</u>	0:04.2	0:38.7	21	⑤ ● ● ② ①	P	20
3						1:27.8	33			
622 Christensen Christia NOR										
1	0:19.7	<u>0:03.8</u>	0:04.0	0:04.3	0:04.0	0:45.5	42	① ● ③ ④ ⑤	P	22
0	0:19.7	0:04.1	0:04.0	0:03.8	0:03.9	0:39.5	25	① ② ③ ④ ⑤	P	22
1						1:25.0	30			
623 Gaastjønn Eivind NOR										
2	<u>0:26.3</u>	<u>0:06.9</u>	0:05.0	0:05.4	0:05.3	0:53.5	71	● ● ③ ④ ⑤	P	23
2	0:25.1	<u>0:04.4</u>	<u>0:05.1</u>	0:05.3	0:04.6	0:49.8	56	① ● ● ④ ⑤	P	23
4						1:43.3	66			
624 Hegre Mathias NOR										
2	0:19.8	0:04.3	<u>0:04.1</u>	0:04.5	<u>0:04.5</u>	0:42.3	29	● ④ ● ② ①	P	24
0	0:23.6	0:04.6	0:04.3	0:04.4	0:04.2	0:46.7	48	⑤ ④ ③ ② ①	P	24
2						1:29.0	36			



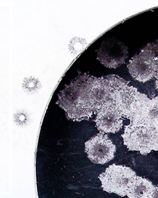
Licensed to: KURVINEN TARGETS

BAMA SKISKYTTERFESTIVAL - KVALFOSSPRINTEN SPRINT

HOLMENKOLLEN 04.02.2017 14:00

All Groups

P	1S	2S	3S	4S	5S	ShTm	Rnk	Sht.img.	P/S	La	
625 Solbakken Sindre						NOR					
4	<u>0:25.5</u>	<u>0:04.6</u>	0:04.7	<u>0:04.6</u>	<u>0:04.6</u>	0:49.6	59	●●③●●	P	25	
5	<u>0:28.7</u>	<u>0:04.2</u>	<u>0:04.7</u>	<u>0:06.2</u>	<u>0:04.3</u>	0:57.7	76	●●●●●	P	25	
9						1:47.3	73				
626 Tjørhom Aslak						NOR					
1	0:25.7	<u>0:05.3</u>	0:05.0	0:05.2	0:05.1	0:52.4	67	①●③④⑤	P	26	
3	0:21.0	<u>0:05.4</u>	<u>0:06.1</u>	0:07.1	<u>0:05.1</u>	0:51.8	61	①●●④●	P	26	
4						1:44.2	68				
627 Rud Christian Friis						NOR					
3	<u>0:15.0</u>	<u>0:04.4</u>	0:03.8	<u>0:03.7</u>	0:02.4	0:35.9	7	●●③●⑤	P	27	
2	0:15.0	0:03.7	0:03.6	<u>0:03.2</u>	<u>0:03.5</u>	0:33.7	5	①②③●●	P	27	
5						1:09.6	4				
628 Slaatto Tobias						NOR					
2	<u>0:19.4</u>	0:05.9	0:03.9	0:03.9	<u>0:04.2</u>	0:44.2	35	●④③②●	P	28	
3	<u>0:19.3</u>	0:05.5	<u>0:04.8</u>	0:05.2	<u>0:04.3</u>	0:46.6	47	●②●④●	P	28	
5						1:30.8	41				
629 Eng Anders Alme						NOR					
4	<u>0:16.4</u>	0:04.5	<u>0:03.8</u>	<u>0:04.3</u>	<u>0:03.0</u>	0:36.8	9	●●●②●	P	29	
3	<u>0:15.4</u>	0:04.8	<u>0:04.7</u>	<u>0:04.1</u>	0:04.2	0:37.1	11	⑤●●②●	P	29	
7						1:13.9	11				
630 Kjørsvik Peder Bonde						NOR					
1	0:27.1	0:04.6	0:03.6	0:04.5	<u>0:02.8</u>	0:54.1	74	●④③②①	P	30	
3	0:22.2	0:03.7	<u>0:03.4</u>	<u>0:03.2</u>	<u>0:03.3</u>	0:42.0	32	●●●②①	P	30	
4						1:36.1	51				
631 Hjartnes Eirik						NOR					
0	0:22.7	0:03.7	0:04.1	0:03.6	0:03.5	0:40.3	21	①②③④⑤	P	1	
1	0:21.5	0:03.4	0:04.2	0:03.1	<u>0:03.3</u>	0:38.5	20	①②③④●	P	1	
1						1:18.8	17				
632 Thorshaug Brynjar						NOR					
1	0:22.0	0:05.9	<u>0:06.1</u>	0:06.2	0:06.6	0:50.8	64	⑤④●②①	P	2	
3	0:26.1	<u>0:06.2</u>	0:05.8	<u>0:07.0</u>	<u>0:07.3</u>	0:55.6	70	●●③●①	P	2	
4						1:46.4	71				
633 Lund Olav						NOR					
1	0:22.3	0:03.9	0:04.7	0:04.4	<u>0:14.0</u>	0:52.6	69	●④③②①	P	3	
1	0:23.9	0:05.0	0:05.1	0:05.5	<u>0:11.5</u>	0:54.5	67	●④③②①	P	3	
2						1:47.1	72				
634 Lie Petter						NOR					
4	<u>0:22.3</u>	<u>0:04.4</u>	<u>0:04.8</u>	<u>0:06.2</u>	0:04.8	0:47.5	52	⑤●●●●	P	4	
2	0:23.2	<u>0:04.1</u>	0:04.3	0:04.3	<u>0:04.1</u>	0:44.0	38	●④③●①	P	4	
6						1:31.5	42				



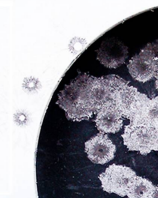
Licensed to: KURVINEN TARGETS

BAMA SKISKYTTERFESTIVAL - KVALFOSSPRINTEN SPRINT

HOLMENKOLLEN 04.02.2017 14:00

All Groups

P	1S	2S	3S	4S	5S	ShTm	Rnk	Sht.img.	P/S	La	
635 Skutbergsveen Bastia						NOR					
3	0:18.2	0:06.4	0:06.2	0:05.5	0:04.8	0:47.2	51	① ● ③ ● ●	P	5	
0	0:19.4	0:06.7	0:05.7	0:05.0	0:05.3	0:46.2	46	① ② ③ ④ ⑤	P	5	
3						1:33.4	46				
636 Aasbø Jakob						NOR					
2	0:19.3	0:02.4	0:02.3	0:01.7	0:02.3	0:32.0	2	● ② ● ④ ⑤	P	6	
2	0:18.0	0:02.2	0:01.5	0:02.1	0:01.9	0:29.3	1	① ● ③ ④ ●	P	6	
4						1:01.3	2				
637 Sørnes Mathias						NOR					
1	0:22.8	0:04.0	0:03.3	0:03.3	0:03.4	0:42.4	30	⑤ ④ ③ ● ①	P	7	
3	0:19.9	0:03.4	0:03.2	0:03.0	0:03.1	0:37.0	10	● ● ③ ● ①	P	7	
4						1:19.4	19				
638 Birkeland Hans Knoph						NOR					
4	0:20.1	0:06.2	0:06.2	0:06.6	0:06.2	0:53.9	72	● ④ ● ● ●	P	8	
4	0:22.6	0:05.9	0:06.7	0:05.5	0:06.4	0:52.0	62	⑤ ● ● ● ●	P	8	
8						1:45.9	70				
639 Arnegard Gaute						NOR					
1	0:25.4	0:05.4	0:04.3	0:04.8	0:04.7	0:49.8	60	① ② ● ④ ⑤	P	9	
3	0:21.7	0:04.0	0:04.2	0:04.3	0:04.9	0:44.0	37	● ② ③ ● ●	P	9	
4						1:33.8	47				
640 Lylum Vetle						NOR					
1	0:25.6	0:05.2	0:03.7	0:03.3	0:03.7	0:45.5	43	⑤ ④ ③ ② ●	P	10	
4	0:20.2	0:07.7	0:03.6	0:03.5	0:07.4	0:46.9	49	⑤ ● ● ● ●	P	10	
5						1:32.4	45				
641 Drage Vetle						NOR					
4	0:33.4	0:05.0	0:05.8	0:05.5	0:05.6	0:59.6	79	⑤ ● ● ● ●	P	11	
2	0:29.9	0:06.9	0:06.4	0:06.3	0:05.5	0:59.8	79	⑤ ④ ③ ● ●	P	11	
6						1:59.4	80				
642 Hove Halvor						NOR					
1	0:27.1	0:07.9	0:07.5	0:07.5	0:17.9	1:10.2	84	⑤ ④ ③ ● ①	P	12	
2	0:25.0	0:06.5	0:05.5	0:07.5	0:09.5	0:58.1	77	⑤ ● ③ ② ●	P	12	
3						2:08.3	83				
643 Haughovd Ask						NOR					
1	0:15.9	0:04.7	0:02.9	0:02.4	0:02.5	0:33.4	4	⑤ ④ ③ ● ①	P	13	
1	0:18.0	0:03.8	0:03.6	0:03.5	0:04.3	0:39.1	22	● ④ ③ ② ①	P	13	
2						1:12.5	9				
644 Konow Halvor						NOR					
2	0:19.3	0:04.1	0:04.1	0:04.1	0:03.4	0:39.3	20	① ● ③ ④ ●	P	14	
3	0:16.6	0:06.1	0:04.5	0:02.9	0:05.0	0:45.3	43	● ② ③ ● ●	P	14	
5						1:24.6	26				



Licensed to: KURVINEN TARGETS

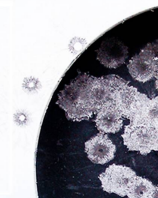
BAMA SKISKYTTERFESTIVAL - KVALFOSSPRINTEN SPRINT

HOLMENKOLLEN 04.02.2017 14:00

All Groups

P	1S	2S	3S	4S	5S	ShTm	Rnk	Sht.img.	P/S	La	
645 Slupphaug Iver						NOR					
3	<u>0:22.6</u>	<u>0:04.3</u>	0:03.8	0:03.5	<u>0:03.4</u>	0:41.6	28	● 4 ③ ● ●	P	15	
3	0:19.5	<u>0:03.9</u>	0:04.4	<u>0:03.4</u>	<u>0:03.3</u>	0:43.1	36	● ● ③ ● ①	P	15	
6						1:24.7	28				
646 Høsøien Jakob						NOR					
1	0:20.2	0:04.1	0:03.2	0:03.0	<u>0:02.7</u>	0:38.0	15	① ② ③ ④ ●	P	16	
0	0:16.9	0:03.6	0:03.0	0:03.1	0:02.5	0:32.5	3	① ② ③ ④ ⑤	P	16	
1						1:10.5	6				
647 Baasland Solbjørg An						NOR					
1	0:18.0	0:04.1	<u>0:03.8</u>	0:04.0	0:04.1	0:36.9	11	① ② ● ④ ⑤	P	17	
2	0:28.6	<u>0:06.2</u>	0:05.0	<u>0:04.8</u>	0:06.6	0:55.4	69	① ● ③ ● ⑤	P	17	
3						1:32.3	44				
648 Flesjø Magnus						NOR					
3	<u>0:19.3</u>	0:05.6	<u>0:04.2</u>	<u>0:03.9</u>	0:03.9	0:40.8	23	● ② ● ● ⑤	P	18	
2	0:23.6	<u>0:04.2</u>	<u>0:05.5</u>	0:05.5	0:04.9	0:48.7	52	① ● ● ④ ⑤	P	18	
5						1:29.5	38				
649 Stakkeland Mattias						NOR					
1	0:24.5	0:02.7	0:02.6	0:02.5	<u>0:02.6</u>	0:38.9	17	① ② ③ ④ ●	P	19	
0	0:28.4	0:02.6	0:05.1	0:02.7	0:02.6	0:50.3	57	① ② ③ ④ ⑤	P	19	
1						1:29.2	37				
651 Suhrke Ole Tafford						NOR					
0	0:15.2	0:04.2	0:04.4	0:04.4	0:04.9	0:36.9	12	⑤ ④ ③ ② ①	P	21	
1	<u>0:15.1</u>	0:04.1	0:04.8	0:04.6	0:04.3	0:37.9	16	⑤ ④ ③ ② ●	P	21	
1						1:14.8	12				
652 Halvorsen Øyvind Hen						NOR					
0	0:15.4	0:03.5	0:03.3	0:03.5	0:03.2	0:32.4	3	⑤ ④ ③ ② ①	P	22	
1	0:14.9	0:05.6	<u>0:04.0</u>	0:04.5	0:05.0	0:38.0	17	⑤ ④ ● ② ①	P	22	
1						1:10.4	5				
653 Holløkken Jonas Ofte						NOR					
1	<u>0:22.2</u>	0:06.0	0:05.5	0:05.8	0:05.4	0:50.6	62	⑤ ④ ③ ② ●	P	23	
3	<u>0:24.3</u>	<u>0:05.1</u>	<u>0:05.1</u>	0:04.9	0:05.1	0:50.4	58	⑤ ④ ● ● ●	P	23	
4						1:41.0	63				
654 Hovet Magnus Sparre						NOR					
2	0:24.2	0:05.0	<u>0:05.3</u>	<u>0:05.3</u>	0:05.9	0:52.6	70	⑤ ● ● ② ①	P	24	
0	0:29.7	0:05.9	0:05.4	0:05.1	0:05.0	0:57.6	75	⑤ ④ ③ ② ①	P	24	
2						1:50.2	75				
655 Pruglhei Ludvik						NOR					
1	<u>0:20.4</u>	0:07.0	0:04.5	0:04.0	0:03.9	0:47.8	53	⑤ ④ ③ ② ●	P	25	
2	0:18.1	0:02.4	<u>0:02.0</u>	0:02.0	<u>0:01.9</u>	0:32.2	2	● ④ ● ② ①	P	25	
3						1:20.0	22				





Licensed to: KURVINEN TARGETS

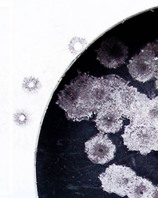
BAMA SKISKYTTERFESTIVAL - KVALFOSSPRINTEN SPRINT

HOLMENKOLLEN 04.02.2017 14:00

All Groups

P	1S	2S	3S	4S	5S	ShTm	Rnk	Sht.img.	P/S	La
656 Øverland Thomas H NOR										
1	<u>0:16.6</u>	0:08.1	0:06.6	0:05.4	0:04.8	0:45.2	40	● (2) (3) (4) (5)	P	26
2	0:18.1	<u>0:05.7</u>	0:06.7	0:04.8	<u>0:03.5</u>	0:44.7	40	(1) ● (3) (4) ●	P	26
3						1:29.9	39			
657 Wahlstrøm Henrik NOR										
2	0:21.0	0:06.3	<u>0:05.6</u>	0:06.1	<u>0:05.1</u>	0:50.6	63	● (4) ● (2) (1)	P	27
1	0:20.0	0:05.5	<u>0:04.6</u>	0:05.8	0:05.0	0:44.8	41	(5) (4) ● (2) (1)	P	27
3						1:35.4	50			
658 Ording Frederik NOR										
2	0:18.6	0:05.7	<u>0:04.3</u>	0:08.1	<u>0:04.8</u>	0:48.9	56	● (4) ● (2) (1)	P	28
2	0:24.6	0:05.4	0:05.0	<u>0:04.5</u>	<u>0:05.3</u>	0:49.3	54	● ● (3) (2) (1)	P	28
4						1:38.2	59			
659 Thon Vegard NOR										
0	0:24.7	0:04.7	0:05.2	0:04.0	0:04.1	0:45.9	47	(5) (4) (3) (2) (1)	P	29
0	0:30.5	0:07.8	0:04.5	0:04.0	0:10.4	1:03.2	82	(5) (4) (3) (2) (1)	P	29
0						1:49.1	74			
660 Eide John Stokkevåg NOR										
0	0:20.7	0:08.4	0:07.0	0:07.3	0:07.4	0:56.8	77	(1) (2) (3) (4) (5)	P	30
0	0:15.6	0:06.6	0:07.1	0:04.8	0:05.3	0:45.7	44	(1) (2) (3) (4) (5)	P	30
0						1:42.5	64			
661 Skomakerstuen Åsen E NOR										
1	<u>0:29.8</u>	0:04.5	0:08.3	0:04.8	0:04.5	0:55.9	75	(5) (4) (3) (2) ●	P	1
3	<u>0:21.0</u>	<u>0:05.7</u>	0:03.9	0:04.1	<u>0:03.7</u>	0:42.8	35	● (4) (3) ● ●	P	1
4						1:38.7	60			
662 Svingen Niri L NOR										
3	<u>0:23.1</u>	<u>0:05.0</u>	0:05.2	<u>0:05.1</u>	0:04.6	0:46.1	48	● ● (3) ● (5)	P	2
2	<u>0:23.7</u>	<u>0:07.7</u>	0:05.8	0:05.7	0:05.0	0:50.8	60	● ● (3) (4) (5)	P	2
5						1:36.9	57			
663 Borchgrevink Jørgen NOR										
5	<u>0:15.9</u>	<u>0:04.4</u>	<u>0:04.5</u>	<u>0:04.4</u>	<u>0:04.4</u>	0:35.5	6	● ● ● ● ●	P	3
4	<u>0:17.1</u>	<u>0:03.9</u>	<u>0:04.5</u>	<u>0:04.1</u>	0:04.6	0:37.7	15	● ● ● ● (5)	P	3
9						1:13.2	10			
664 Vereide Bendik NOR										
1	<u>0:24.6</u>	0:04.2	0:04.7	0:04.1	0:04.4	0:45.4	41	(5) (4) (3) (2) ●	P	4
0	0:20.8	0:11.8	0:10.6	0:12.0	0:08.7	1:08.6	83	(5) (4) (3) (2) (1)	P	4
1						1:54.0	77			
665 Stranden Anders Aalv NOR										
1	<u>0:22.3</u>	0:04.6	0:04.6	0:05.2	0:03.5	0:44.3	36	(5) (4) (3) (2) ●	P	5
0	0:21.2	0:03.5	0:04.1	0:03.2	0:03.4	0:39.5	26	(5) (4) (3) (2) (1)	P	5
1						1:23.8	24			





Licensed to: KURVINEN TARGETS

BAMA SKISKYTTERFESTIVAL - KVALFOSSPRINTEN SPRINT

HOLMENKOLLEN 04.02.2017 14:00

All Groups

P	1S	2S	3S	4S	5S	ShTm	Rnk	Sht.img.	P/S	La
---	----	----	----	----	----	------	-----	----------	-----	----

666 Halseth Mathias NOR

1	0:26.8	0:03.4	0:03.3	0:03.6	0:03.5	0:44.6	38	(5) (4) (●) (2) (1)	P	6
2	0:25.1	0:03.4	0:03.3	0:03.2	0:03.3	0:42.7	33	(5) (●) (3) (2) (●)	P	6
3						1:27.3	32			

667 Hauge Herman Glede NOR

0	0:22.2	0:05.5	0:05.5	0:06.1	0:06.7	0:56.4	76	(5) (4) (3) (2) (1)	P	7
0	0:21.8	0:05.5	0:05.7	0:05.1	0:05.6	0:47.7	51	(5) (4) (3) (2) (1)	P	7
0						1:44.1	67			

668 Mag-Isa Angelo Gabri NOR

0	0:25.9	0:09.3	0:08.1	0:07.8	0:06.5	1:01.5	81	(5) (4) (3) (2) (1)	P	8
0	0:25.0	0:08.3	0:08.0	0:09.9	0:07.3	1:02.9	81	(5) (4) (3) (2) (1)	P	8
0						2:04.4	82			

669 Amdal Anders NOR

1	0:22.6	0:04.4	0:03.0	0:06.4	0:05.3	0:45.8	46	(●) (4) (3) (2) (1)	P	9
0	0:19.3	0:03.4	0:05.0	0:04.1	0:03.9	0:39.2	23	(5) (4) (3) (2) (1)	P	9
1						1:25.0	29			

670 Stokke Martin NOR

3	0:17.2	0:05.9	0:06.2	0:06.0	0:05.5	0:45.7	45	(5) (●) (●) (●) (1)	P	10
3	0:24.9	0:06.2	0:05.5	0:04.6	0:04.0	0:49.0	53	(5) (●) (3) (●) (●)	P	10
6						1:34.7	48			

671 Hollund Adrian Pujol NOR

3	0:15.4	0:04.3	0:04.7	0:03.9	0:03.1	0:36.2	8	(●) (●) (3) (4) (●)	P	11
0	0:18.1	0:02.9	0:02.9	0:02.8	0:02.5	0:33.3	4	(1) (2) (3) (4) (5)	P	11
3						1:09.5	3			

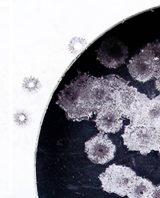
672 Nordhagen Truls NOR

2	0:20.4	0:06.4	0:07.4	0:07.4	0:06.7	0:52.3	66	(5) (●) (3) (2) (●)	P	12
3	0:23.2	0:07.0	0:04.7	0:05.0	0:06.1	0:50.7	59	(5) (●) (●) (●) (1)	P	12
5						1:43.0	65			

673 Haug Lindgren Kristi NOR

3	0:21.8	0:05.9	0:05.6	0:04.1	0:03.7	0:46.5	49	(●) (●) (3) (4) (●)	P	13
3	0:29.1	0:04.1	0:03.9	0:03.5	0:03.9	0:49.7	55	(●) (2) (3) (●) (●)	P	13
6						1:36.2	52			





Licensed to: KURVINEN TARGETS

BAMA SKISKYTTERFESTIVAL - KVALFOSSPRINTEN SPRINT
HOLMENKOLLEN 04.02.2017

All Groups

Total shots recorded: 2780, missed shots: 925 => 33,27 %

Prone shots recorded: 2780, missed shots: 925 => 33,27 %

Target usage **series / shots**

